

The logo for Anthony Forest Products Co. features the word "ANTHONY" in a bold, green, sans-serif font. Below it, "ANTHONY FOREST PRODUCTS CO." is written in a smaller, green, sans-serif font, following the curve of a circular emblem. The emblem consists of three concentric, light green arcs.

ANTHONY[®]
ANTHONY FOREST PRODUCTS CO.

The Sustainable Forestry Initiative logo is a green stylized tree icon with a circular base.

SUSTAINABLE
FORESTRY
INITIATIVE

GLULAM

Table of Contents

Glulam Advantages.....	1
About Us	2
Anthony Power Products® Family	3
Design Properties.....	4-5
V4 1.7E IJC Framing Load Tables.....	6-8
V4 1.7E Stock Depth Industrial Load Tables.....	9-17
V3 1.8E Architectural Load Tables	18-25
Load Table Notations and Examples.....	26-27
Quick Beam Selection Guide	28
AFP 1.6E Short Span Header Tables	29-30
Power Column®	31-32
Connection Details	33
Shear Design Equations for Notched and Tapered Beams.....	34
Guidelines for Drilling Vertical and Horizontal Holes	35-36
Dimensional Tolerances.....	37
Standard Radius or Curvature.....	38
Engineered Timbers	39
Handling and Storage.....	40



Anthony Glulam Advantages

- Economical Beam & Header
- Architectural, Industrial & Framing Appearance
- One piece installation
- Flexibility in design & installation
- Cambered or non-cambered
- 2400F_b - 1.7E and 1.8E
- 3 1/8", 3 1/2", 5 1/8", 5 1/2", 6 3/4", 8 3/4" and 10 3/4" width up to 28 7/8" deep
- Lighter than steel, LVL and PSL
- Individually wrapped

Our Anthony Glulam is a glued laminated beam and header used where reliable engineered wood applications are required. It is an economical alternative to LVL and PSL for standard structural applications. Anthony's Glulam is available through wholesale stocking dealers and their retailers. Both 3 1/2" and 5 1/2" widths, which match 2x4 and 2x6 wall framing are available. The Anthony Glulam uses only locally available Southern pine lumber. Each piece is mechanically tested for strength and stiffness.

Each beam is manufactured with a specific lumber lay-up combination which optimizes Glulam performance and efficiency. The highest strength lumber is reserved for the outer laminations with the highest tensile and compressive stresses.

Our Anthony Glulam can be used for window, door and garage door headers, floor beams and roof ridge beams in both commercial and residential applications.



Features

Dimensional Stability:

Glulam is a laminated composite product of high-strength lumber. This randomizes any natural defects so there is greater beam strength and a higher degree of reliability. There is also less likelihood of warping, twisting, checking, cupping, or shrinking.

Moisture Control:

Anthony Glulam consistently averages 12% moisture, which is near equilibrium moisture content.

Building Code Evaluations:

Adopted under all major material building codes and the National Design Specification 2009/2012 (NDS). Anthony is a listee on APA's ICC ESR 1940 code report.

Fire Performance:

Glulam is classified as heavy timber and as such is suitable for IBC type IV construction. It has excellent resistance to fire.

Quality Assurance:

Glulam is manufactured in accordance with ANSI/A190.1 (Structural Glued Laminated Timber). Plant implemented Total Quality Management, statistical process control procedures, and APA – The Engineered Wood Association as our quality assurance program ensure consistent quality and performance in every Glulam.

Anthony Forest Products History



Anthony Forest Products Company, LLC (AFP), headquartered in El Dorado, Arkansas, has made some dramatic changes to position itself for the twenty-first century. The generations of forest products experience passed down through the family have made this vision possible.

When founded in 1916, the company was Anthony Brothers Lumber Company. The name of the company has changed, and the 4th generation of the Anthony Family has taken the reigns.

Now, Anthony Forest Products Company, LLC operates a southern pine lumber producing mill in Urbana, Arkansas and wood chip mills in Plain Dealing, Louisiana, and Troup, Texas. The company also operates an engineered wood laminating plant in El Dorado, a

laminating plant in Washington, Georgia, and a joint venture I-Joist plant, Anthony Eacom, Inc., in Sault Ste. Marie, Ontario, Canada.

The company's sawmill and the laminating plants have undergone massive modernization phases over the years. Both the El Dorado and Urbana sawmill have new state of the art MSR machines and the Urbana sawmill supplies over

80% of the MSR lam stock for the El Dorado laminating plant.

In October of 2015, Anthony Forest Products and its operations were purchased by Canfor Corporation (TSX:CFP) of Vancouver, British Columbia, Canada.

New Design Values

The lowering of design values for visually graded Southern Yellow Pine lumber on June 1, 2013 opened up new opportunities for Anthony Power Products® like glulam beams. Shorter spans for dimension lumber and built up lumber headers and beams gave way to more stock 2400F_b glulam, Power Beam®, and PRG® glulam being used in the same house. Even though Southern Yellow Pine design values were reduced effecting

lumber spans, Anthony Forest Products glulam Power Products® were not affected by lower design values since special grading rules and MSR machines are in place to mechanically grade the lumber.

Certified by SFI

The Sustainable Forestry Initiative® (SFI) program is a comprehensive system of principles, objectives, and performance measures developed by professional foresters, conservationists and scientists, among others that combines the perpetual growing and harvesting of trees with the long term protection of wildlife, plants, soil and water quality. There are currently close to 240 million acres/100 million hectares of forestland in North America enrolled in the SFI® program, making it among the world's largest sustainable forestry programs.



MSR Lumber Grade Stamp




Lion's Club Golf Course Club House

Anthony Power Products® Family

What's included in this brochure...

Anthony 2400F, Glulam Allowable Load Tables

- Architectural, Industrial and Framing Appearance Grades
- Wide range of widths: 3 1/8" - 10 3/4", Depths: 3 1/2" - 28 7/8"



AFP 1.6E Short Span Header Allowable Load Tables

- Substitute for LSL and OSL
- Substitute for built-up lumber



Anthony Power Column® Allowable Load Tables

- High grade #1 dense SYP lumber (Combination #50)
- 3 1/8" - 8 3/4" widths, 4 1/8" - 9 5/8" depths (custom depths available)



Other Power Products® Family Literature available...

Power Joist®

- 2 1/2" and 3 1/2" flange widths
- Residential and commercial depths (9 1/2" - 24")



Anthony Power Beam®

- PSL and LVL Equivalent
- 3 1/2", 5 1/2" and 7" widths at I-Joist compatible depths



Power Rated Glulam (PRG®)

- I-Joist Compatible Depths (IJC)
- Substitute for LVL at lower cost
- Balanced, non-cambered beam



Power Preserved Glulam® Beams and Columns

- Cop-Guard® & Clear-Guard® treated glulam
- Two separate warranties for your protection

Southern Yellow Pine Lumber

- 2x4 - 2x12 dimension lumber
- Grades: Machine Stress Rated Lumber (MSR), #1, #2, #3, #4, and export



Power Sizer® Software

- Sizes all Power Products® Family of engineered wood
- Download single member sizer for all Anthony Engineered Wood Products including Power Column®

24F Design Properties

** Flexural Stress, F_b , shall be modified by volume Factor, C_v , as outlined in ICC ESR-1940, and APA Y117 Design where;
 $C_v = [(5.125/b)^{0.05} \times (12/d)^{0.05} \times (21/L)^{0.05}] \leq 1.0$

24F - V4 - 1.7E - IJC Framing and Industrial Grades

3 1/8" Beam Width ($F_v=175$)

Depth	9 1/2	11 7/8	14	16	18
Weight	7.8	9.8	11.5	13.2	14.8
C_{ab} factor (L=21')	1.000	1.000	1.000	1.000	1.000
I (in ⁴)	223	436	715	1067	1519
Moment Capacity (Ft-lbs)	9401	14689	20417	26667	33750
Shear Capacity (lbs)	3464	4329	5104	5833	6563

5 1/8" Beam Width ($F_v=140$)

Depth	9 1/2	11 7/8	14	16	18
Weight	12.8	16.1	18.9	21.6	24.3
C_{ab} factor (L=21')	1.000	1.000	0.992	0.986	0.980
I (in ⁴)	366	715	1172	1749	2491
Moment Capacity (Ft-lbs)	15418	24090	33483	43733	55350
Shear Capacity (lbs)	4544	5680	6697	7653	8610

3 1/2" Beam Width ($F_v=175$)

Depth	9 1/2	11 7/8	14	16	18
Weight	8.8	11.0	12.9	14.8	16.6
C_{ab} factor (L=21')	1.000	1.000	1.000	1.000	1.000
I (in ⁴)	250	488	800	1195	1701
Moment Capacity (Ft-lbs)	10529	16452	22867	29867	37800
Shear Capacity (lbs)	3879	4849	5717	6533	7350

5 1/2" Beam Width ($F_v=140$)

Depth	9 1/2	11 7/8	14	16	18
Weight	13.8	17.2	20.3	23.2	26.1
C_{ab} factor (L=21')	1.00	0.997	0.989	0.982	0.976
I (in ⁴)	393	768	1258	1877	2673
Moment Capacity (Ft-lbs)	16546	25853	35933	46933	59400
Shear Capacity (lbs)	4877	6096	7187	8213	9200

6 3/4" Beam Width ($F_v=140$)

Depth	9 1/2	11 7/8	14	16	18
Weight	16.9	21.2	24.9	28.5	32.1
C_{ab} factor (L=21')	0.998	0.987	0.979	0.972	0.967
I (in ⁴)	482	942	1544	2304	3281
Moment Capacity (Ft-lbs)	20306	31729	44100	57600	72900
Shear Capacity (lbs)	5985	7481	8820	10080	11340

Design Values

Combination	24F-V4
MOE	1.7×10^6 psi
F_b	2400 psi
F_v	140-175 psi
$F_{c\perp}$	740 psi

24F - V4 - 1.7E - Industrial Stock Depth

3 1/8" Beam Width ($F_v=175$)

Depth	8 1/4	9 5/8	11	12 3/8	13 3/4	15 1/8	16 1/2	17 7/8
Weight	6.8	7.9	9.1	10.2	11.3	12.5	13.6	14.7
C_{ab} factor (L=21')	1.000	1.000	1.000	1.000	1.000	1.000	1.000	1.000
I (in ⁴)	146	232	347	494	677	901	1170	1487
Moment Capacity (Ft-lbs)	7090	9650	12604	15952	19694	23830	28359	33283
Shear Capacity (lbs)	3008	3509	4010	4512	5013	5514	6016	6517

5 1/8" Beam Width ($F_v=140$)

Depth	11	12 3/8	13 3/4	15 1/8	16 1/2	17 7/8	19 1/4	20 5/8	22	23 3/8
Weight	14.9	16.7	18.6	20.5	22.3	24.2	26.0	27.9	29.8	31.6
C_{ab} factor (L=21')	1.000	0.998	0.993	0.988	0.984	0.980	0.977	0.973	0.970	0.967
I (in ⁴)	568	809	1110	1478	1919	2439	3047	3747	4548	5455
Moment Capacity (Ft-lbs)	20671	26162	32298	39081	46509	54584	63304	72671	82683	93342
Shear Capacity (lbs)	5262	5919	6577	7235	7893	8550	9208	9866	10523	11181

6 3/4" Beam Width ($F_v=140$)

Depth	8 1/4	9 5/8	11	12 3/8	13 3/4	15 1/8	16 1/2	17 7/8	19 1/4	20 5/8	22	23 3/8	24 3/4	26 1/8	27 1/2	28 7/8
Weight	14.7	17.1	19.6	22.0	24.5	26.9	29.4	31.8	34.3	36.7	39.2	41.6	44.1	46.5	49.0	51.4
C_{ab} factor (L=21')	1.000	0.997	0.991	0.985	0.980	0.975	0.971	0.967	0.960	0.960	0.957	0.954	0.951	0.949	0.946	0.944
I (in ⁴)	316	502	749	1066	1462	1946	2527	3213	4012	4935	5990	7184	8528	10030	11698	13542
Moment Capacity (Ft-lbs)	15314	20844	27225	34457	42539	51472	61256	71891	83377	95713	108900	122938	137827	153566	170156	187597
Shear Capacity (lbs)	5198	6064	6930	7796	8663	9529	10395	11261	12128	12994	13860	14726	15593	16459	17325	18191

Design Values

Combination	24F-V4
MOE	1.7×10^6 psi
F_b	2400 psi
F_v	140-175 psi
$F_{c\perp}$	740 psi

24F Design Properties

** Flexural Stress, F_b , shall be modified by volume Factor, C_v , as outlined in ICC ESR-1940, and APA Y117 Design where;
 $C_v = [(5.125/b)^{0.05} \times (12/d)^{0.05} \times (21/L)^{0.05}] \leq 1.0$

24F - V3 - 1.8E - Architectural Stock Depth

3 1/8" Beam Width ($F_v=300$)

Depth	8 1/4	9 5/8	11	12 3/8	13 3/4	15 1/8	16 1/2	17 7/8
Weight	6.8	7.9	9.1	10.2	11.3	12.5	13.6	14.7
C_{fb} factor (L=21')	1.000	1.000	1.000	1.000	1.000	1.000	1.000	1.000
I (in ⁴)	146	232	347	494	677	901	1170	1487
Moment Capacity (Ft-lbs)	7090	9650	12604	15952	19694	23830	28359	33283
Shear Capacity (lbs)	5156	6016	6875	7734	8594	9453	10313	11172

5 1/8" Beam Width ($F_v=300$)

Depth	11	12 3/8	13 3/4	15 1/8	16 1/2	17 7/8	19 1/4	20 5/8	22	23 3/8
Weight	14.9	16.7	18.6	20.5	22.3	24.2	26.0	27.9	29.8	31.6
C_{fb} factor (L=21')	1.00	0.998	0.993	0.988	0.984	0.980	0.977	0.973	0.970	0.967
I (in ⁴)	568	809	1110	1478	1919	2439	3047	3747	4548	5455
Moment Capacity (Ft-lbs)	20671	26162	32298	39081	46509	54584	63304	72671	82683	93342
Shear Capacity (lbs)	11275	12684	14094	15503	16913	18322	19731	21141	22550	23959

6 3/4" Beam Width ($F_v=300$)

Depth	8 1/4	9 5/8	11	12 3/8	13 3/4	15 1/8	16 1/2	17 7/8	19 1/4	20 5/8	22	23 3/8	24 3/4	26 1/8	27 1/2	28 7/8
Weight	14.7	17.1	19.6	22.0	24.5	26.9	29.4	31.8	34.3	36.7	39.2	41.6	44.1	46.5	49.0	51.4
C_{fb} factor (L=21')	1.00	0.997	0.991	0.985	0.980	0.975	0.971	0.967	0.963	0.960	0.957	0.954	0.951	0.949	0.946	0.944
I (in ⁴)	316	502	749	1066	1462	1946	2527	3213	4012	4935	5990	7184	8528	10030	11698	13542
Moment Capacity (Ft-lbs)	15314	20844	27225	34457	42539	51472	61256	71891	83377	95713	108900	122938	137827	153566	170156	187597
Shear Capacity (lbs)	11138	12994	14850	16706	18563	20419	22275	24131	25988	27844	29700	31556	33413	35269	37125	38981

8 3/4" Beam Width ($F_v=300$)

Depth	8 1/4	9 5/8	11	12 3/8	13 3/4	15 1/8	16 1/2	17 7/8	19 1/4	20 5/8	22	23 3/8	24 3/4	26 1/8	27 1/2	28 7/8
Weight	19	22	25	29	32	35	38	41	44	48	51	54	57	60	63	67
C_{fb} factor (L=21')	0.992	0.984	0.972	0.962	0.967	0.962	0.958	0.954	0.951	0.948	0.945	0.942	0.939	0.936	0.934	0.932
I (in ⁴)	409	650	971	1382	1896	2523	3276	4165	5201	6397	7764	9313	11055	13002	15164	17555
Moment Capacity (Ft-lbs)	19852	27020	35292	44666	55143	66723	79406	93192	108081	124072	141167	159364	178664	199067	220573	243182
Shear Capacity (lbs)	14438	16844	19260	21656	24063	26469	28875	31281	33688	36094	38500	40906	43313	45719	48125	50531

10 3/4" Beam Width ($F_v=300$)

Depth	8 1/4	9 5/8	11	12 3/8	13 3/4	15 1/8	16 1/2	17 7/8	19 1/4	20 5/8	22	23 3/8	24 3/4	26 1/8	27 1/2	28 7/8
Weight	23	27	31	35	39	43	47	51	55	59	62	66	70	74	78	82
C_{fb} factor (L=21')	0.982	0.974	0.968	0.962	0.957	0.953	0.948	0.945	0.941	0.938	0.935	0.932	0.929	0.927	0.924	0.922
I (in ⁴)	503	799	1192	1698	2329	3100	4024	5116	6390	7660	9539	11441	13582	15973	18631	21567
Moment Capacity (Ft-lbs)	24389	33196	43358	54875	67747	81974	97556	114493	132785	152432	173433	195790	219502	244568	270990	298766
Shear Capacity (lbs)	17738	20694	23650	26606	29563	32519	35475	38431	41388	44344	47300	50256	53213	56169	59125	62081

Design Values

Combination	24F-V3
MOE	1.8×10^6 psi
F_b	2400 psi
F_v	300 psi
$F_{c\perp}$	740 psi

24F V4 1.7E IJC Framing Grade

Allowable Floor Load Tables

Key - for each clear span there are three numbers:

Row 1: Maximum Total Load with LDF of 1.0, and deflection limited to L/240

Row 2: Maximum Live Load limited by deflection of L/360

Row 3: Required Bearing Length in trimmer thickness
(e.g., 1.5 = 1 trimmer, 3.0 = 2 trimmers, etc.)

These tables can be used to size simple span beams and headers for **LDF=1.00** uniform loads. The PLF loads must be calculated and take into account all floor and roof framing loads coming onto the beam or header. Codes do allow live load reductions. See appropriate code sections.

Allowable Loads for Anthony Glulam in Pounds per Linear Foot

Single Span (ft)	3 1/2" Width					5 1/2" Width					6 3/4" Width				
	Depth (in.)					Depth (in.)					Depth (in.)				
	9 1/2	11 7/8	14	16	18	9 1/2	11 7/8	14	16	18	9 1/2	11 7/8	14	16	18
6	1748	2401	3105	3905	4883	2194	3014	3899	4904	6133	2693	3700	4785	6019	7527
	1748	2401	3105	3905	4883	2194	3014	3899	4904	6133	2693	3700	4785	6019	7527
	3	3	4.5	6	7.5	3	3	3	4.5	6	3	3	3	4.5	6
7	1423	1920	2437	3000	3658	1786	2411	3059	3767	4593	2192	2958	3754	4623	5637
	1423	1920	2437	3000	3658	1786	2411	3059	3767	4593	2192	2958	3754	4623	5637
	3	3	4.5	4.5	6	3	3	3	4.5	4.5	3	3	3	4.5	4.5
8	1200	1599	2004	2435	2923	1506	2007	2516	3056	3669	1848	2463	3087	3751	4503
	1200	1599	2004	2435	2923	1506	2007	2516	3056	3669	1848	2463	3087	3751	4503
	3	3	4.5	4.5	6	3	3	3	4.5	4.5	3	3	3	4.5	4.5
9	1031	1370	1702	2048	2433	1301	1719	2135	2570	3053	1597	2109	2620	3154	3747
	864	1370	1702	2048	2433	1301	1719	2135	2570	3053	1597	2109	2620	3154	3747
	3	3	4.5	4.5	4.5	1.5	3	3	3	4.5	1.5	3	3	3	4.5
10	833	1198	1478	1767	2083	1145	1502	1854	2216	2613	1405	1844	2275	2720	3207
	630	1198	1478	1767	2083	990	1502	1854	2216	2613	1215	1844	2275	2720	3207
	3	3	3	4.5	4.5	1.5	3	3	3	4.5	1.5	3	3	3	4.5
11	687	1064	1306	1553	1820	1022	1334	1638	1947	2283	1254	1637	2010	2390	2802
	473	924	1306	1553	1820	744	1334	1638	1947	2283	913	1637	2010	2390	2802
	1.5	3	3	4.5	4.5	1.5	3	3	3	4.5	1.5	3	3	3	4.5
12	538	903	1169	1385	1616	845	1199	1466	1736	2027	1037	1471	1799	2131	2487
	364	712	1166	1385	1616	573	1119	1466	1736	2027	703	1373	1799	2131	2487
	1.5	3	3	4.5	4.5	1.5	3	3	3	4.5	1.5	3	3	3	4.5
13	421	768	1059	1249	1453	662	1089	1327	1566	1821	812	1336	1628	1922	2235
	287	560	917	1249	1453	450	880	1327	1566	1821	553	1080	1628	1922	2235
	1.5	3	3	4.5	4.5	1.5	3	3	3	3	1.5	3	3	3	3
14	335	660	920	1138	1319	527	997	1211	1426	1653	647	1223	1486	1750	2029
	230	448	735	1096	1319	361	704	1154	1426	1653	443	865	1417	1750	2029
	1.5	3	3	4.5	4.5	1.5	3	3	3	3	1.5	3	3	3	3
15	271	535	800	1044	1208	426	841	1114	1308	1513	522	1033	1367	1605	1857
	187	364	597	891	1208	293	573	939	1308	1513	360	703	1152	1605	1857
	1.5	3	3	4.5	4.5	1.5	3	3	3	3	1.5	3	3	3	3
16	222	439	701	918	1114	348	690	1031	1208	1395	427	847	1265	1483	1712
	154	300	492	735	1046	242	472	773	1154	1395	297	579	949	1417	1712
	1.5	1.5	3	3	4.5	1.5	1.5	3	3	3	1.5	1.5	3	3	3
17	183	364	602	812	1029	288	572	946	1122	1293	353	703	1161	1377	1587
	128	250	410	612	872	201	393	645	962	1293	247	483	791	1181	1587
	1.5	1.5	3	3	4.5	1.5	1.5	3	3	3	1.5	1.5	3	3	3
18	153	305	505	722	916	240	479	794	1047	1205	295	588	974	1286	1479
	108	211	346	516	735	170	331	543	811	1154	208	407	667	995	1417
	1.5	1.5	3	3	4.5	1.5	1.5	3	3	3	1.5	1.5	3	3	3
19	129	258	428	643	821	202	405	672	982	1128	248	497	825	1205	1385
	92	179	294	439	625	144	282	462	689	981	177	346	567	846	1205
	1.5	1.5	3	3	4.5	1.5	1.5	3	3	3	1.5	1.5	3	3	3
20	109	219	365	549	739	171	345	573	863	1060	210	423	703	1059	1301
	79	154	252	376	536	124	242	396	591	842	152	297	486	725	1033
	1.5	1.5	1.5	3	3	1.5	1.5	1.5	3	3	1.5	1.5	1.5	3	3
21	93	188	313	472	668	146	295	492	742	1000	179	363	604	911	1227
	68	133	218	325	463	107	209	342	511	727	131	256	420	627	892
	1.5	1.5	1.5	3	3	1.5	1.5	1.5	3	3	1.5	1.5	1.5	3	3
22	80	162	271	409	586	125	255	425	642	922	154	312	522	788	1129
	59	116	189	283	402	93	182	297	444	632	114	223	365	545	776
	1.5	1.5	1.5	3	3	1.5	1.5	1.5	3	3	1.5	1.5	1.5	3	3
23	69	140	235	356	511	108	221	370	559	803	132	271	454	686	986
	52	101	166	247	352	81	159	260	389	553	100	195	319	477	679
	1.5	1.5	1.5	3	3	1.5	1.5	1.5	3	3	1.5	1.5	1.5	3	3
24	59	122	205	311	448	93	192	323	489	704	114	236	396	600	864
	46	89	146	218	310	72	140	229	342	487	88	172	281	420	598
	1.5	1.5	1.5	1.5	3	1.5	1.5	1.5	1.5	3	1.5	1.5	1.5	1.5	3
25	51	107	180	274	394	81	168	283	430	619	99	206	348	528	760
	40	79	129	193	274	63	124	203	303	431	78	152	249	371	529
	1.5	1.5	1.5	1.5	3	1.5	1.5	1.5	1.5	3	1.5	1.5	1.5	1.5	3
26	45	94	159	242	349	70	147	249	380	548	86	181	306	466	672
	36	70	115	171	244	56	110	180	269	383	69	135	221	330	470
	1.5	1.5	1.5	1.5	3	1.5	1.5	1.5	1.5	3	1.5	1.5	1.5	1.5	3
27	39	82	140	214	309	61	130	221	336	486	75	159	271	413	597
	32	62	102	153	218	50	98	161	240	342	62	121	197	295	420
	1.5	1.5	1.5	1.5	3	1.5	1.5	1.5	1.5	3	1.5	1.5	1.5	1.5	3
28	34	73	124	190	276	53	114	196	299	433	66	140	240	367	532
	29	56	92	137	195	45	88	144	215	307	55	108	177	264	376
	1.5	1.5	1.5	1.5	1.5	1.5	1.5	1.5	1.5	1.5	1.5	1.5	1.5	1.5	1.5
29	30	64	111	170	246	47	101	174	267	387	57	124	213	328	475
	26	50	83	123	176	41	79	130	194	276	50	97	159	238	339
	1.5	1.5	1.5	1.5	1.5	1.5	1.5	1.5	1.5	1.5	1.5	1.5	1.5	1.5	1.5
30	26	57	99	152	221	41	90	155	239	347	50	110	190	293	426
	23	46	75	111	159	37	72	117	175	249	45	88	144	215	306
	1.5	1.5	1.5	1.5	1.5	1.5	1.5	1.5	1.5	1.5	1.5	1.5	1.5	1.5	1.5
32	20	45	79	123	179	31	71	124	193	281	38	87	152	236	345
	19	38	62	92	131	30	59	97	144	205	37	72	119	177	252
	1.5	1.5	1.5	1.5	1.5	1.5	1.5	1.5	1.5	1.5	1.5	1.5	1.5	1.5	1.5

24F V4 1.7E IJC Framing Grade

Allowable Roof Load Tables

Key - for each clear span there are three numbers:

Row 1: Maximum Total Load with LDF of 1.15, and deflection limited to L/180

Row 2: Maximum Live Load limited by deflection of L/240

Row 3: Required Bearing Length in trimmer thickness
(e.g., 1.5 = 1 trimmer, 3.0 = 2 trimmers, etc.)

These tables can be used to size simple span beams and headers for uniform loads. The PLF loads must be calculated and take into account all floor and roof framing loads coming onto the beam or header. Codes do allow live load reductions. See appropriate code sections.

LDF = 1.15

Allowable Loads for Anthony Glulam in Pounds per Linear Foot

Single Span (ft)	3 1/2" Width					5 1/2" Width					6 3/4" Width				
	Depth (in.)					Depth (in.)					Depth (in.)				
	9 1/2	11 7/8	14	16	18	9 1/2	11 7/8	14	16	18	9 1/2	11 7/8	14	16	18
6	2011	2762	3573	4493	5618	2525	3469	4487	5643	7057	3099	4258	5507	6926	8661
	2011	2762	3573	4493	5618	2525	3469	4487	5643	7057	3099	4258	5507	6926	8661
	3	4.5	4.5	6	7.5	3	3	4.5	4.5	6	3	3	4.5	4.5	6
7	1638	2210	2804	3453	4209	2057	2775	3521	4336	5286	2524	3405	4321	5321	6488
	1638	2210	2804	3453	4209	2057	2775	3521	4336	5286	2524	3405	4321	5321	6488
	3	4.5	4.5	6	7.5	3	3	4.5	4.5	6	3	3	4.5	4.5	6
8	1381	1841	2307	2802	3364	1734	2311	2896	3518	4224	2128	2836	3554	4318	5183
	1381	1841	2307	2802	3364	1734	2311	2896	3518	4224	2128	2836	3554	4318	5183
	3	3	4.5	6	6	3	3	3	4.5	4.5	3	3	3	4.5	4.5
9	1187	1577	1959	2357	2800	1498	1979	2459	2959	3515	1839	2429	3017	3631	4314
	1187	1577	1959	2357	2800	1498	1979	2459	2959	3515	1839	2429	3017	3631	4314
	3	3	4.5	4.5	6	3	3	3	4.5	4.5	3	3	3	4.5	4.5
10	960	1379	1702	2034	2398	1318	1730	2135	2552	3009	1618	2124	2620	3132	3693
	945	1379	1702	2034	2398	1318	1730	2135	2552	3009	1618	2124	2620	3132	3693
	3	3	4.5	4.5	6	3	3	3	4.5	4.5	3	3	3	4.5	4.5
11	792	1225	1504	1788	2096	1177	1537	1886	2243	2630	1444	1886	2315	2753	3227
	710	1225	1504	1788	2096	1115	1537	1886	2243	2630	1369	1886	2315	2753	3227
	3	3	4.5	4.5	6	3	3	3	4.5	4.5	3	3	3	4.5	4.5
12	664	1040	1347	1595	1861	1043	1381	1689	2000	2335	1280	1695	2073	2455	2865
	547	1040	1347	1595	1861	859	1381	1689	2000	2335	1054	1695	2073	2455	2865
	3	3	4.5	4.5	4.5	3	3	3	4.5	4.5	3	3	3	4.5	4.5
13	564	884	1219	1439	1673	887	1254	1529	1804	2098	1088	1540	1876	2214	2575
	430	840	1219	1439	1673	676	1254	1529	1804	2098	829	1540	1876	2214	2575
	1.5	3	4.5	4.5	4.5	1.5	3	3	3	4.5	1.5	3	3	3	4.5
14	450	761	1060	1311	1520	707	1149	1396	1643	1905	868	1410	1713	2016	2338
	344	672	1060	1311	1520	541	1057	1396	1643	1905	664	1297	1713	2016	2338
	1.5	3	3	4.5	4.5	1.5	3	3	3	4.5	1.5	3	3	3	4.5
15	364	661	922	1203	1392	572	1039	1284	1508	1744	702	1276	1576	1851	2141
	280	547	896	1203	1392	440	859	1284	1508	1744	540	1054	1576	1851	2141
	1.5	3	3	4.5	4.5	1.5	3	3	3	4.5	1.5	3	3	3	4.5
16	299	580	809	1058	1283	469	911	1189	1393	1608	576	1119	1459	1710	1973
	231	450	738	1058	1283	362	708	1160	1393	1608	445	869	1424	1710	1973
	1.5	3	3	4.5	4.5	1.5	3	3	3	4.5	1.5	3	3	3	4.5
17	247	489	715	936	1186	389	769	1106	1294	1491	477	944	1358	1588	1830
	192	376	615	919	1186	302	590	967	1294	1491	371	724	1187	1588	1830
	1.5	3	3	4.5	4.5	1.5	3	3	3	4.5	1.5	3	3	3	4.5
18	207	411	636	833	1056	325	645	996	1208	1390	399	792	1210	1483	1706
	162	316	518	774	1056	255	497	815	1208	1390	312	610	1000	1483	1706
	1.5	1.5	3	3	4.5	1.5	1.5	3	3	4.5	1.5	1.5	3	3	4.5
19	175	347	569	746	946	274	546	889	1133	1301	337	670	1080	1390	1597
	138	269	441	658	937	216	423	693	1034	1301	266	519	850	1269	1597
	1.5	1.5	3	3	4.5	1.5	1.5	3	3	4.5	1.5	1.5	3	3	4.5
20	148	296	491	672	852	233	466	771	1039	1223	286	571	946	1262	1501
	118	231	378	564	803	186	362	594	887	1223	228	445	729	1088	1501
	1.5	1.5	3	3	4.5	1.5	1.5	3	3	4.5	1.5	1.5	3	3	4.5
21	127	254	422	608	771	200	400	663	938	1154	245	491	814	1139	1416
	102	199	326	487	694	160	313	513	766	1090	197	384	630	940	1338
	1.5	1.5	3	3	4.5	1.5	1.5	3	3	4.5	1.5	1.5	3	3	4.5
22	109	220	365	550	699	172	345	574	850	1073	211	424	705	1033	1303
	89	173	284	424	603	139	272	446	666	948	171	334	548	817	1164
	1.5	1.5	3	3	4.5	1.5	1.5	3	3	4.5	1.5	1.5	3	3	4.5
23	95	191	318	479	637	149	300	500	753	977	182	368	613	925	1187
	78	152	248	371	528	122	238	390	583	830	150	292	479	715	1019
	1.5	1.5	1.5	3	3	1.5	1.5	1.5	3	3	1.5	1.5	1.5	3	3
24	82	167	278	420	582	129	262	437	660	893	158	322	537	810	1085
	68	133	219	326	465	107	210	344	513	730	132	257	422	630	896
	1.5	1.5	1.5	3	3	1.5	1.5	1.5	3	3	1.5	1.5	1.5	3	3
25	72	146	245	370	531	113	230	385	581	820	138	282	472	713	995
	60	118	194	289	411	95	186	304	454	646	117	228	373	557	793
	1.5	1.5	1.5	3	3	1.5	1.5	1.5	3	3	1.5	1.5	1.5	3	3
26	63	129	216	327	470	98	202	340	514	739	121	248	417	631	907
	54	105	172	257	366	84	165	270	404	575	104	202	332	495	705
	1.5	1.5	1.5	3	3	1.5	1.5	1.5	3	3	1.5	1.5	1.5	3	3
27	55	114	192	291	418	86	179	301	457	657	106	219	369	560	807
	48	94	154	229	326	75	147	241	360	513	93	181	296	442	630
	1.5	1.5	1.5	3	3	1.5	1.5	1.5	3	3	1.5	1.5	1.5	3	3
28	48	101	170	259	373	76	158	268	407	587	93	194	329	499	720
	43	84	138	206	293	68	132	216	323	460	83	162	266	397	565
	1.5	1.5	1.5	1.5	3	1.5	1.5	1.5	1.5	3	1.5	1.5	1.5	1.5	3
29	43	90	152	232	334	67	141	239	364	525	82	173	293	447	645
	39	76	124	185	263	61	119	195	291	414	75	146	239	357	508
	1.5	1.5	1.5	1.5	3	1.5	1.5	1.5	1.5	3	1.5	1.5	1.5	1.5	3
30	38	80	136	208	300	59	125	214	326	472	73	154	262	401	579
	35	68	112	167	238	55	107	176	263	374	67	132	216	322	459
	1.5	1.5	1.5	1.5	3	1.5	1.5	1.5	1.5	3	1.5	1.5	1.5	1.5	3
32	29	64	110	168	244	46	100	172	265	384	57	123	212	325	471
	29	56	92	138	196	45	88	145	216	308	56	109	178	266	378
	1.5	1.5	1.5	1.5	3	1.5	1.5	1.5	1.5	3	1.5	1.5	1.5	1.5	3

24F V4 1.7E IJC Framing Grade

Allowable Roof Load Tables

Key - for each clear span there are three numbers:

- Row 1: Maximum Total Load with LDF of 1.25, and deflection limited to L/180
- Row 2: Maximum Live Load limited by deflection of L/240
- Row 3: Required Bearing Length in trimmer thickness (e.g., 1.5 = 1 trimmer, 3.0 = 2 trimmers, etc.)

These tables can be used to size simple span beams and headers for uniform loads. The PLF loads must be calculated and take into account all floor and roof framing loads coming onto the beam or header. Codes do allow live load reductions. See appropriate code sections.

LDF = 1.25

Allowable Loads for Anthony Glulam in Pounds per Linear Foot

Single Span (ft)	3 1/2" Width					5 1/2" Width					6 3/4" Width				
	Depth (in.)					Depth (in.)					Depth (in.)				
	9 1/2	11 7/8	14	16	18	9 1/2	11 7/8	14	16	18	9 1/2	11 7/8	14	16	18
6	2187	3004	3884	4885	6108	2746	3772	4879	6136	7673	3370	4630	5988	7531	9417
	2187	3004	3884	4885	6108	2746	3772	4879	6136	7673	3370	4630	5988	7531	9417
	3	4.5	6	7.5	9	3	3	4.5	6	7.5	3	3	4.5	6	7.5
7	1781	2403	3049	3754	4577	2237	3018	3829	4715	5748	2745	3703	4699	5786	7055
	1781	2403	3049	3754	4577	2237	3018	3829	4715	5748	2745	3703	4699	5786	7055
	3	4.5	4.5	6	7.5	3	3	4.5	4.5	6	3	3	4.5	4.5	6
8	1502	2002	2509	3047	3658	1886	2513	3150	3826	4593	2314	3085	3866	4696	5637
	1502	2002	2509	3047	3658	1886	2513	3150	3826	4593	2314	3085	3866	4696	5637
	3	4.5	4.5	6	6	3	3	4.5	4.5	6	3	3	4.5	4.5	6
9	1291	1715	2130	2564	3045	1630	2153	2674	3218	3823	2000	2642	3282	3950	4692
	1291	1715	2130	2564	3045	1630	2153	2674	3218	3823	2000	2642	3282	3950	4692
	3	4.5	4.5	6	6	3	3	4.5	4.5	4.5	3	3	4.5	4.5	4.5
10	1044	1500	1851	2212	2608	1434	1882	2323	2776	3273	1760	2310	2850	3407	4017
	945	1500	1851	2212	2608	1434	1882	2323	2776	3273	1760	2310	2850	3407	4017
	3	3	4.5	4.5	6	3	3	3	4.5	4.5	3	3	3	4.5	4.5
11	861	1333	1636	1945	2280	1281	1672	2052	2440	2861	1572	2052	2519	2995	3511
	710	1333	1636	1945	2280	1115	1672	2052	2440	2861	1369	2052	2519	2995	3511
	3	3	4.5	4.5	6	3	3	3	4.5	4.5	3	3	3	4.5	4.5
12	720	1131	1465	1735	2025	1131	1503	1838	2176	2540	1388	1845	2255	2671	3117
	547	1068	1465	1735	2025	859	1503	1838	2176	2540	1054	1845	2255	2671	3117
	3	3	4.5	4.5	6	3	3	3	4.5	4.5	3	3	3	4.5	4.5
13	564	962	1327	1565	1820	887	1365	1664	1963	2283	1088	1675	2042	2409	2802
	430	840	1327	1565	1820	676	1320	1664	1963	2283	829	1620	2042	2409	2802
	1.5	3	4.5	4.5	6	1.5	3	3	4.5	4.5	1.5	3	3	4.5	4.5
14	450	828	1153	1426	1653	707	1250	1519	1788	2073	868	1534	1864	2194	2544
	344	672	1102	1426	1653	541	1057	1519	1788	2073	664	1297	1864	2194	2544
	1.5	3	4.5	4.5	6	1.5	3	3	4.5	4.5	1.5	3	3	4.5	4.5
15	364	718	1003	1309	1514	572	1128	1398	1641	1898	702	1384	1715	2014	2330
	280	547	896	1309	1514	440	859	1398	1641	1898	540	1054	1715	2014	2330
	1.5	3	3	4.5	4.5	1.5	3	3	4.5	4.5	1.5	3	3	4.5	4.5
16	299	589	880	1152	1396	469	926	1294	1516	1750	576	1137	1588	1861	2148
	231	450	738	1102	1396	362	708	1160	1516	1750	445	869	1424	1861	2148
	1.5	3	3	4.5	4.5	1.5	3	3	4.5	4.5	1.5	3	3	4.5	4.5
17	247	489	778	1018	1291	389	769	1204	1409	1623	477	944	1478	1729	1992
	192	376	615	919	1291	302	590	967	1409	1623	371	724	1187	1729	1992
	1.5	3	3	4.5	4.5	1.5	3	3	3	4.5	1.5	3	3	3	4.5
18	207	411	678	907	1150	325	645	1065	1315	1513	399	792	1308	1614	1857
	162	316	518	774	1102	255	497	815	1216	1513	312	610	1000	1492	1857
	1.5	1.5	3	4.5	4.5	1.5	1.5	3	3	4.5	1.5	1.5	3	3	4.5
19	175	347	574	812	1030	274	546	903	1233	1417	337	670	1108	1514	1739
	138	269	441	658	937	216	423	693	1034	1417	266	519	850	1269	1739
	1.5	1.5	3	4.5	4.5	1.5	1.5	3	3	4.5	1.5	1.5	3	3	4.5
20	148	296	491	732	928	233	466	771	1131	1332	286	571	946	1374	1635
	118	231	378	564	803	186	362	594	887	1262	228	445	729	1088	1549
	1.5	1.5	3	3	4.5	1.5	1.5	3	3	4.5	1.5	1.5	3	3	4.5
21	127	254	422	635	839	200	400	663	997	1257	245	491	814	1224	1542
	102	199	326	487	694	160	313	513	766	1090	197	384	630	940	1338
	1.5	1.5	3	3	4.5	1.5	1.5	3	3	4.5	1.5	1.5	3	3	4.5
22	109	220	365	550	761	172	345	574	864	1169	211	424	705	1061	1419
	89	173	284	424	603	139	272	446	666	948	171	334	548	817	1164
	1.5	1.5	3	3	4.5	1.5	1.5	3	3	4.5	1.5	1.5	3	3	4.5
23	95	191	318	479	687	149	300	500	753	1065	182	368	613	925	1293
	78	152	248	371	528	122	238	390	583	830	150	292	479	715	1019
	1.5	1.5	1.5	3	4.5	1.5	1.5	1.5	3	4.5	1.5	1.5	1.5	3	4.5
24	82	167	278	420	603	129	262	437	660	947	158	322	537	810	1162
	68	133	219	326	465	107	210	344	513	730	132	257	422	630	896
	1.5	1.5	1.5	3	3	1.5	1.5	1.5	3	3	1.5	1.5	1.5	3	3
25	72	146	245	370	531	113	230	385	581	835	138	282	472	713	1025
	60	118	194	289	411	95	186	304	454	646	117	228	373	557	793
	1.5	1.5	1.5	3	3	1.5	1.5	1.5	3	3	1.5	1.5	1.5	3	3
26	63	129	216	327	470	98	202	340	514	739	121	248	417	631	907
	54	105	172	257	366	84	165	270	404	575	104	202	332	495	705
	1.5	1.5	1.5	3	3	1.5	1.5	1.5	3	3	1.5	1.5	1.5	3	3
27	55	114	192	291	418	86	179	301	457	657	106	219	369	560	807
	48	94	154	229	326	75	147	241	360	513	93	181	296	442	630
	1.5	1.5	1.5	3	3	1.5	1.5	1.5	3	3	1.5	1.5	1.5	3	3
28	48	101	170	259	373	76	158	268	407	587	93	194	329	499	720
	43	84	138	206	293	68	132	216	323	460	83	162	266	397	565
	1.5	1.5	1.5	3	3	1.5	1.5	1.5	1.5	3	1.5	1.5	1.5	1.5	3
29	43	90	152	232	334	67	141	239	364	525	82	173	293	447	645
	39	76	124	185	263	61	119	195	291	414	75	146	239	357	508
	1.5	1.5	1.5	1.5	3	1.5	1.5	1.5	1.5	3	1.5	1.5	1.5	1.5	3
30	38	80	136	208	300	59	125	214	326	472	73	154	262	401	579
	35	68	112	167	238	55	107	176	263	374	67	132	216	322	459
	1.5	1.5	1.5	1.5	3	1.5	1.5	1.5	1.5	3	1.5	1.5	1.5	1.5	3
32	29	64	110	168	244	46	100	172	265	384	57	123	212	325	471
	29	56	92	138	196	45	88	145	216	308	56	109	178	266	378
	1.5	1.5	1.5	1.5	3	1.5	1.5	1.5	1.5	3	1.5	1.5	1.5	1.5	3

24F V4 1.7E Industrial IJC Depth

Allowable Floor Load Tables

Key - for each clear span there are three numbers:

Row 1: Maximum Total Load with LDF of 1.0, and deflection limited to L/240

Row 2: Maximum Live Load limited by deflection of L/360

Row 3: Required Bearing Length in trimmer thickness
(e.g., 1.5 = 1 trimmer, 3.0 = 2 trimmers, etc.)

These tables can be used to size simple span beams and headers for uniform loads. The PLF loads must be calculated and take into account all floor and roof framing loads coming onto the beam or header. Codes do allow live load reductions. See appropriate code sections.

LDF = 1.00

Allowable Loads for Anthony Glulam in Pounds per Linear Foot

Single Span (ft)	3 1/8" Width					Single Span (ft)	5 1/8" Width				
	Depth (in.)						Depth (in.)				
	9 1/2	11 7/8	14	16	18		9 1/2	11 7/8	14	16	18
6	1560	2143	2772	3486	4360	6	2045	2809	3633	4570	5715
	1560	2143	2772	3486	4360		2045	2809	3633	4570	5715
	3	3	4.5	6	7.5		3	3	3	4.5	6
7	1271	1715	2176	2679	3266	7	1665	2246	2851	3510	4280
	1271	1715	2176	2679	3266		1665	2246	2851	3510	4280
	3	3	4.5	4.5	6		3	3	3	4.5	4.5
8	1072	1428	1790	2174	2610	8	1403	1870	2344	2848	3419
	1072	1428	1790	2174	2610		1403	1870	2344	2848	3419
	3	3	4.5	4.5	6		3	3	3	4.5	4.5
9	920	1223	1519	1829	2172	9	1212	1602	1990	2395	2845
	771	1223	1519	1829	2172		1212	1602	1990	2395	2845
	3	3	4.5	4.5	4.5		1.5	3	3	3	4.5
10	744	1069	1320	1577	1860	10	1067	1400	1728	2065	2435
	562	1069	1320	1577	1860		922	1400	1728	2065	2435
	3	3	3	4.5	4.5		1.5	3	3	3	4.5
11	614	950	1166	1386	1625	11	952	1243	1526	1815	2128
	422	825	1166	1386	1625		693	1243	1526	1815	2128
	1.5	3	3	4.5	4.5		1.5	3	3	3	4.5
12	480	806	1044	1236	1443	12	787	1117	1366	1618	1888
	325	636	1041	1236	1443		534	1042	1366	1618	1888
	1.5	3	3	4.5	4.5		1.5	3	3	3	4.5
13	376	685	945	1115	1297	13	616	1014	1236	1459	1697
	256	500	819	1115	1297		420	820	1236	1459	1697
	1.5	3	3	4.5	4.5		1.5	3	3	3	3
14	299	590	821	1016	1178	14	491	929	1129	1328	1540
	205	400	656	979	1178		336	656	1076	1328	1540
	1.5	3	3	4.5	4.5		1.5	3	3	3	3
15	242	478	714	932	1079	15	397	784	1038	1219	1410
	167	325	533	796	1079		273	534	875	1219	1410
	1.5	3	3	4.5	4.5		1.5	3	3	3	3
16	198	392	626	820	994	16	325	643	961	1126	1300
	137	268	439	656	934		225	440	721	1076	1300
	1.5	1.5	3	3	4.5		1.5	1.5	3	3	3
17	164	325	538	725	919	17	268	533	882	1046	1205
	114	224	366	547	779		188	367	601	897	1205
	1.5	1.5	3	3	4.5		1.5	1.5	3	3	3
18	137	272	451	645	818	18	224	447	740	976	1123
	96	188	309	461	656		158	309	506	755	1076
	1.5	1.5	3	3	4.5		1.5	1.5	3	3	3
19	115	230	382	574	733	19	188	377	626	915	1051
	82	160	262	392	558		134	263	430	642	915
	1.5	1.5	3	3	4.5		1.5	1.5	3	3	3
20	97	196	326	490	660	20	160	321	534	804	988
	70	137	225	336	478		115	225	369	551	784
	1.5	1.5	1.5	3	3		1.5	1.5	1.5	3	3
21	83	168	280	422	597	21	136	275	459	691	932
	61	119	194	290	413		100	194	319	476	677
	1.5	1.5	1.5	3	3		1.5	1.5	1.5	3	3
22	71	145	242	365	524	22	117	237	396	598	859
	53	103	169	252	359		87	169	277	414	589
	1.5	1.5	1.5	3	3		1.5	1.5	1.5	3	3
23	61	125	210	318	456	23	101	206	344	521	748
	46	90	148	221	314		76	148	243	362	516
	1.5	1.5	1.5	3	3		1.5	1.5	1.5	3	3
24	53	109	183	278	400	24	87	179	301	456	656
	41	79	130	194	277		67	130	214	319	454
	1.5	1.5	1.5	1.5	3		1.5	1.5	1.5	1.5	3
25	46	95	161	244	352	25	75	156	264	401	577
	36	70	115	172	245		59	115	189	282	401
	1.5	1.5	1.5	1.5	3		1.5	1.5	1.5	1.5	3
26	40	84	142	216	311	26	66	137	232	354	510
	32	62	102	153	218		52	102	168	251	357
	1.5	1.5	1.5	1.5	3		1.5	1.5	1.5	1.5	3
27	35	74	125	191	276	27	57	121	205	314	453
	29	56	91	136	194		47	92	150	224	319
	1.5	1.5	1.5	1.5	3		1.5	1.5	1.5	1.5	3
28	30	65	111	170	246	28	50	107	182	279	404
	26	50	82	122	174		42	82	134	201	286
	1.5	1.5	1.5	1.5	1.5		1.5	1.5	1.5	1.5	1.5
29	27	57	99	152	220	29	44	94	162	249	361
	23	45	74	110	157		38	74	121	181	257
	1.5	1.5	1.5	1.5	1.5		1.5	1.5	1.5	1.5	1.5
30	23	51	88	136	197	30	38	84	145	223	324
	21	41	67	99	142		34	67	109	163	232
	1.5	1.5	1.5	1.5	1.5		1.5	1.5	1.5	1.5	1.5
32	18	40	71	109	160	32	29	66	116	179	262
	17	34	55	82	117		28	55	90	134	191
	1.5	1.5	1.5	1.5	1.5		1.5	1.5	1.5	1.5	1.5

24F V4 1.7E Industrial IJC Depth

Allowable Roof Load Tables

Key - for each clear span there are three numbers:

- Row 1: Maximum Total Load with LDF of 1.15, and deflection limited to L/180
- Row 2: Maximum Live Load limited by deflection of L/240
- Row 3: Required Bearing Length in trimmer thickness
(e.g., 1.5 = 1 trimmer, 3.0 = 2 trimmers, etc.)

These tables can be used to size simple span beams and headers for uniformly distributed loads. The PLF loads must be calculated and take into account all floor and roof framing loads coming onto the beam or header. Codes do allow live load reductions. See appropriate code sections.

LDF = 1.15

Allowable Loads for Anthony Glulam in Pounds per Linear Foot

Single Span (ft)	3 1/8" Width					Single Span (ft)	5 1/8" Width				
	Depth (in.)						Depth (in.)				
	9 1/2	11 7/8	14	16	18		9 1/2	11 7/8	14	16	18
6	1796	2466	3190	4011	5016	6	2353	3233	4181	5259	6576
	1796	2466	3190	4011	5016		2353	3233	4181	5259	6576
	3	4.5	4.5	6	7.5		3	3	4.5	4.5	6
7	1463	1973	2504	3083	3758	7	1916	2586	3281	4040	4926
	1463	1973	2504	3083	3758		1916	2586	3281	4040	4926
	3	4.5	4.5	6	7.5		3	3	4.5	4.5	6
8	1233	1644	2060	2502	3004	8	1616	2153	2699	3278	3936
	1233	1644	2060	2502	3004		1616	2153	2699	3278	3936
	3	3	4.5	6	6		3	3	3	4.5	4.5
9	1060	1408	1749	2105	2500	9	1396	1844	2291	2757	3276
	1060	1408	1749	2105	2500		1396	1844	2291	2757	3276
	3	3	4.5	4.5	6		3	3	3	4.5	4.5
10	857	1231	1519	1816	2141	10	1229	1612	1990	2378	2804
	843	1231	1519	1816	2141		1229	1612	1990	2378	2804
	3	3	4.5	4.5	6		3	3	3	4.5	4.5
11	707	1094	1343	1596	1871	11	1097	1432	1758	2090	2450
	634	1094	1343	1596	1871		1039	1432	1758	2090	2450
	3	3	4.5	4.5	6		3	3	3	4.5	4.5
12	593	928	1203	1424	1662	12	972	1287	1574	1864	2175
	488	928	1203	1424	1662		801	1287	1574	1864	2175
	3	3	4.5	4.5	4.5		3	3	3	4.5	4.5
13	504	790	1089	1285	1494	13	826	1169	1425	1681	1955
	384	750	1089	1285	1494		630	1169	1425	1681	1955
	1.5	3	4.5	4.5	4.5		1.5	3	3	3	4.5
14	402	679	946	1170	1357	14	659	1070	1301	1531	1775
	307	600	946	1170	1357		504	985	1301	1531	1775
	1.5	3	3	4.5	4.5		1.5	3	3	3	4.5
15	325	591	823	1074	1243	15	533	969	1197	1405	1625
	250	488	800	1074	1243		410	801	1197	1405	1625
	1.5	3	3	4.5	4.5		1.5	3	3	3	4.5
16	267	518	722	945	1146	16	437	849	1108	1298	1498
	206	402	659	945	1146		338	660	1081	1298	1498
	1.5	3	3	4.5	4.5		1.5	3	3	3	4.5
17	221	437	638	835	1059	17	362	717	1031	1206	1390
	172	335	549	820	1059		282	550	901	1206	1390
	1.5	3	3	4.5	4.5		1.5	3	3	3	4.5
18	185	367	568	744	943	18	303	601	931	1126	1295
	145	282	463	691	943		237	463	759	1126	1295
	1.5	1.5	3	3	4.5		1.5	1.5	3	3	4.5
19	156	310	508	666	845	19	256	509	832	1056	1213
	123	240	394	587	836		202	394	645	963	1213
	1.5	1.5	3	3	4.5		1.5	1.5	3	3	4.5
20	133	265	438	600	761	20	217	434	718	972	1140
	105	206	337	504	717		173	338	553	826	1140
	1.5	1.5	3	3	4.5		1.5	1.5	3	3	4.5
21	113	227	377	543	689	21	186	373	618	877	1075
	91	178	291	435	620		149	292	478	714	1016
	1.5	1.5	3	3	4.5		1.5	1.5	3	3	4.5
22	98	196	326	491	626	22	160	322	535	795	1004
	79	155	254	378	539		130	254	416	621	884
	1.5	1.5	3	3	4.5		1.5	1.5	3	3	3
23	84	170	284	428	572	23	138	280	466	702	914
	69	135	222	331	472		114	222	364	543	773
	1.5	1.5	1.5	3	3		1.5	1.5	1.5	3	3
24	73	149	249	375	523	24	120	244	408	615	836
	61	119	195	291	415		100	195	320	478	681
	1.5	1.5	1.5	3	3		1.5	1.5	1.5	3	3
25	64	131	219	330	474	25	105	214	358	542	766
	54	105	173	258	367		89	173	283	423	602
	1.5	1.5	1.5	3	3		1.5	1.5	1.5	3	3
26	56	115	193	292	420	26	92	188	316	479	689
	48	94	154	229	326		79	154	252	376	535
	1.5	1.5	1.5	3	3		1.5	1.5	1.5	3	3
27	49	102	171	259	373	27	81	167	280	425	612
	43	84	137	205	291		70	137	225	336	478
	1.5	1.5	1.5	3	3		1.5	1.5	1.5	3	3
28	43	90	152	231	333	28	71	148	249	379	547
	38	75	123	184	261		63	123	202	301	429
	1.5	1.5	1.5	1.5	3		1.5	1.5	1.5	1.5	3
29	38	80	136	207	298	29	62	131	223	339	489
	35	68	111	165	235		57	111	182	271	386
	1.5	1.5	1.5	1.5	3		1.5	1.5	1.5	1.5	3
30	34	71	121	185	268	30	55	117	199	304	440
	31	61	100	149	213		51	100	164	245	349
	1.5	1.5	1.5	1.5	3		1.5	1.5	1.5	1.5	3
32	26	57	98	150	218	32	43	93	161	247	358
	26	50	82	123	175		42	82	135	202	287
	1.5	1.5	1.5	1.5	3		1.5	1.5	1.5	1.5	3

24F V4 1.7E Industrial IJC Depth

Allowable Roof Load Tables

Key - for each clear span there are three numbers:

Row 1: Maximum Total Load with LDF of 1.25, and deflection limited to L/180

Row 2: Maximum Live Load limited by deflection of L/240

Row 3: Required Bearing Length in trimmer thickness
(e.g., 1.5 = 1 trimmer, 3.0 = 2 trimmers, etc.)

These tables can be used to size simple span beams and headers for **LDF=1.25** uniform loads. The PLF loads must be calculated and take into account all floor and roof framing loads coming onto the beam or header. Codes do allow live load reductions. See appropriate code sections.

Allowable Loads for Anthony Glulam in Pounds per Linear Foot

Single Span (ft)	3 1/8" Width					Single Span (ft)	5 1/8" Width				
	Depth (in.)						Depth (in.)				
	9 1/2	11 7/8	14	16	18		9 1/2	11 7/8	14	16	18
6	1952	2682	3468	4361	5454	6	2559	3515	4546	5718	7150
	1952	2682	3468	4361	5454		2559	3515	4546	5718	7150
	3	4.5	6	7.5	9		3	3	4.5	6	7.5
7	1591	2146	2723	3352	4086	7	2084	2812	3568	4393	5356
	1591	2146	2723	3352	4086		2084	2812	3568	4393	5356
	3	4.5	4.5	6	7.5		3	3	4.5	4.5	6
8	1341	1788	2240	2721	3266	8	1757	2342	2935	3565	4280
	1341	1788	2240	2721	3266		1757	2342	2935	3565	4280
	3	4.5	4.5	6	6		3	3	4.5	4.5	6
9	1153	1532	1902	2289	2719	9	1519	2006	2492	2999	3563
	1153	1532	1902	2289	2719		1519	2006	2492	2999	3563
	3	4.5	4.5	6	6		3	3	4.5	4.5	4.5
10	932	1339	1653	1975	2329	10	1337	1754	2164	2587	3050
	843	1339	1653	1975	2329		1337	1754	2164	2587	3050
	3	3	4.5	4.5	6		3	3	3	4.5	4.5
11	769	1190	1461	1736	2036	11	1193	1558	1912	2274	2666
	634	1190	1461	1736	2036		1039	1558	1912	2274	2666
	3	3	4.5	4.5	6		3	3	3	4.5	4.5
12	643	1010	1308	1549	1808	12	1054	1401	1712	2028	2367
	488	953	1308	1549	1808		801	1401	1712	2028	2367
	3	3	4.5	4.5	6		3	3	3	4.5	4.5
13	504	859	1184	1398	1625	13	826	1272	1550	1829	2128
	384	750	1184	1398	1625		630	1230	1550	1829	2128
	1.5	3	4.5	4.5	6		1.5	3	3	4.5	4.5
14	402	739	1030	1273	1476	14	659	1165	1416	1666	1932
	307	600	984	1273	1476		504	985	1416	1666	1932
	1.5	3	4.5	4.5	6		1.5	3	3	4.5	4.5
15	325	641	896	1169	1352	15	533	1051	1302	1529	1769
	250	488	800	1169	1352		410	801	1302	1529	1769
	1.5	3	3	4.5	4.5		1.5	3	3	4.5	4.5
16	267	526	786	1028	1247	16	437	863	1206	1413	1631
	206	402	659	984	1247		338	660	1081	1413	1631
	1.5	3	3	4.5	4.5		1.5	3	3	4.5	4.5
17	221	437	695	909	1153	17	362	717	1122	1313	1513
	172	335	549	820	1153		282	550	901	1313	1513
	1.5	3	3	4.5	4.5		1.5	3	3	3	4.5
18	185	367	605	810	1026	18	303	601	993	1226	1410
	145	282	463	691	984		237	463	759	1133	1410
	1.5	1.5	3	4.5	4.5		1.5	1.5	3	3	4.5
19	156	310	513	725	920	19	256	509	841	1149	1320
	123	240	394	587	836		202	394	645	963	1320
	1.5	1.5	3	4.5	4.5		1.5	1.5	3	3	4.5
20	133	265	438	653	829	20	217	434	718	1058	1241
	105	206	337	504	717		173	338	553	826	1176
	1.5	1.5	3	3	4.5		1.5	1.5	3	3	4.5
21	113	227	377	567	750	21	186	373	618	929	1171
	91	178	291	435	620		149	292	478	714	1016
	1.5	1.5	3	3	4.5		1.5	1.5	3	3	4.5
22	98	196	326	491	682	22	160	322	535	805	1093
	79	155	254	378	539		130	254	416	621	884
	1.5	1.5	3	3	4.5		1.5	1.5	3	3	4.5
23	84	170	284	428	614	23	138	280	466	702	996
	69	135	222	331	472		114	222	364	543	773
	1.5	1.5	1.5	3	4.5		1.5	1.5	1.5	3	4.5
24	73	149	249	375	538	24	120	244	408	615	883
	61	119	195	291	415		100	195	320	478	681
	1.5	1.5	1.5	3	3		1.5	1.5	1.5	3	3
25	64	131	219	330	474	25	105	214	358	542	778
	54	105	173	258	367		89	173	283	423	602
	1.5	1.5	1.5	3	3		1.5	1.5	1.5	3	3
26	56	115	193	292	420	26	92	188	316	479	689
	48	94	154	229	326		79	154	252	376	535
	1.5	1.5	1.5	3	3		1.5	1.5	1.5	3	3
27	49	102	171	259	373	27	81	167	280	425	612
	43	84	137	205	291		70	137	225	336	478
	1.5	1.5	1.5	3	3		1.5	1.5	1.5	3	3
28	43	90	152	231	333	28	71	148	249	379	547
	38	75	123	184	261		63	123	202	301	429
	1.5	1.5	1.5	1.5	3		1.5	1.5	1.5	1.5	3
29	38	80	136	207	298	29	62	131	223	339	489
	35	68	111	165	235		57	111	182	271	386
	1.5	1.5	1.5	1.5	3		1.5	1.5	1.5	1.5	3
30	34	71	121	185	268	30	55	117	199	304	440
	31	61	100	149	213		51	100	164	245	349
	1.5	1.5	1.5	1.5	3		1.5	1.5	1.5	1.5	3
32	26	57	98	150	218	32	43	93	161	247	358
	26	50	82	123	175		42	82	135	202	287
	1.5	1.5	1.5	1.5	3		1.5	1.5	1.5	1.5	3

24F V4 1.7E Industrial Stock Glulam Allowable Floor Load Tables

Key - for each clear span there are three numbers:

Row 1: Maximum Total Load with LDF of 1.0, and deflection limited to L/240

Row 2: Maximum Live Load limited by deflection of L/360

Row 3: Required Bearing Length in trimmer thickness
(e.g., 1.5 = 1 trimmer, 3.0 = 2 trimmers, etc.)

These tables can be used to size simple span beams and headers that carry uniform loads. The PLF loads must be calculated and take into account all floor and roof framing loads coming onto the beam or header. Codes do allow live load reductions. See appropriate code sections.

Allowable Loads for Anthony Glulam in Pounds per Linear Foot

Single Span (ft)	3 1/8" Width								5 1/8" Width									
	Depth (in.)								Depth (in.)									
	8 1/4	9 5/8	11	12 3/8	13 3/4	15 1/8	16 1/2	17 7/8	11	12 3/8	13 3/4	15 1/8	16 1/2	17 7/8	19 1/4	20 5/8	22	23 3/8
6	1294	1588	1916	2281	2692	3157	3688	4300	2510	2989	3528	4138	4834	5636	6570	7671	8989	10595
	1294	1588	1916	2281	2692	3157	3688	4300	2510	2989	3528	4138	4834	5636	6570	7671	8989	10595
	3	3	3	4.5	4.5	4.5	6	7.5	3	3	3	4.5	4.5	6	6	7.5	9	10.5
7	1062	1293	1543	1817	2118	2449	2817	3226	2022	2381	2775	3209	3691	4228	4830	5510	6283	7171
	1062	1293	1543	1817	2118	2449	2817	3226	2022	2381	2775	3209	3691	4228	4830	5510	6283	7171
	3	3	3	3	4.5	4.5	4.5	6	3	3	3	4.5	4.5	6	6	7.5	7.5	7.5
8	879	1089	1291	1509	1745	2000	2278	2581	1691	1977	2285	2620	2984	3381	3817	4296	4826	5416
	879	1089	1291	1509	1745	2000	2278	2581	1691	1977	2285	2620	2984	3381	3817	4296	4826	5416
	3	3	3	3	4.5	4.5	4.5	6	3	3	3	3	4.5	4.5	4.5	6	6	7.5
9	693	941	1110	1290	1483	1689	1911	2150	1453	1689	1942	2212	2503	2815	3153	3519	3916	4349
	693	941	1110	1290	1483	1689	1911	2150	1453	1689	1942	2212	2503	2815	3153	3519	3916	4349
	1.5	3	3	3	3	4.5	4.5	4.5	3	3	3	3	4.5	4.5	4.5	6	6	6
10	545	764	973	1126	1289	1462	1646	1841	1273	1474	1687	1914	2154	2411	2685	2978	3293	3631
	545	764	973	1126	1289	1462	1646	1841	1273	1474	1687	1914	2154	2411	2685	2978	3293	3631
	1.5	3	3	3	3	4.5	4.5	4.5	3	3	3	3	3	4.5	4.5	4.5	4.5	6
11	408	630	824	999	1140	1288	1444	1610	1133	1307	1491	1685	1890	2107	2337	2580	2839	3115
	408	630	824	999	1140	1288	1444	1610	1133	1307	1491	1685	1890	2107	2337	2580	2839	3115
	1.5	3	3	3	3	4.5	4.5	4.5	3	3	3	3	3	4.5	4.5	4.5	4.5	6
12	313	500	691	876	1021	1151	1287	1430	1020	1174	1336	1505	1684	1871	2068	2276	2495	2727
	313	500	691	876	1021	1151	1287	1430	1020	1174	1336	1505	1684	1871	2068	2276	2495	2727
	1.5	1.5	3	3	3	4.5	4.5	4.5	3	3	3	3	3	4.5	4.5	4.5	4.5	4.5
13	244	391	587	745	921	1040	1160	1286	927	1065	1209	1360	1517	1682	1854	2035	2224	2424
	244	391	587	745	921	1040	1160	1286	927	1065	1209	1360	1517	1682	1854	2035	2224	2424
	1.5	1.5	3	3	3	3	4.5	4.5	3	3	3	3	3	4.5	4.5	4.5	4.5	4.5
14	194	312	468	641	792	948	1055	1168	767	975	1104	1240	1380	1527	1680	1839	2006	2181
	194	312	468	641	792	948	1055	1168	767	975	1104	1240	1380	1527	1680	1839	2006	2181
	1.5	1.5	1.5	3	3	3	4.5	4.5	1.5	3	3	3	3	3	4.5	4.5	4.5	4.5
15	157	252	379	542	689	834	968	1069	621	889	1016	1139	1266	1398	1535	1678	1827	1981
	157	252	379	542	689	834	968	1069	621	889	1016	1139	1266	1398	1535	1678	1827	1981
	1.5	1.5	1.5	3	3	3	4.5	4.5	1.5	3	3	3	3	3	4.5	4.5	4.5	4.5
16	128	206	310	445	604	732	872	986	509	729	940	1052	1168	1289	1413	1542	1676	1815
	128	206	310	445	604	732	872	986	509	729	940	1052	1168	1289	1413	1542	1676	1815
	1.5	1.5	1.5	3	3	3	4.5	4.5	1.5	3	3	3	3	3	4.5	4.5	4.5	4.5
17	105	170	257	369	509	647	771	906	422	605	835	978	1085	1195	1309	1426	1548	1674
	105	170	257	369	509	647	771	906	422	605	835	978	1085	1195	1309	1426	1548	1674
	1.5	1.5	1.5	1.5	3	3	3	4.5	1.5	1.5	3	3	3	3	3	4.5	4.5	4.5
18	88	142	215	309	427	571	686	807	353	507	700	914	1012	1114	1218	1326	1438	1553
	88	142	215	309	427	571	686	807	353	507	700	914	1012	1114	1218	1326	1438	1553
	1.5	1.5	1.5	1.5	3	3	3	4.5	1.5	1.5	3	3	3	3	3	4.5	4.5	4.5
19	74	120	182	261	361	483	614	722	298	429	592	793	948	1043	1139	1239	1342	1448
	74	120	182	261	361	483	614	722	298	429	592	793	948	1043	1139	1239	1342	1448
	1.5	1.5	1.5	1.5	1.5	3	3	4.5	1.5	1.5	1.5	3	3	3	3	4.5	4.5	4.5
20	62	102	154	223	308	413	538	651	253	365	505	677	883	980	1070	1163	1258	1356
	62	102	154	223	308	413	538	651	253	365	505	677	883	980	1070	1163	1258	1356
	1.5	1.5	1.5	1.5	1.5	3	3	3	1.5	1.5	1.5	3	3	3	3	4.5	4.5	4.5
21	53	87	132	191	265	355	463	589	217	313	434	582	760	924	1008	1095	1184	1275
	53	87	132	191	265	355	463	589	217	313	434	582	760	924	1008	1095	1184	1275
	1.5	1.5	1.5	1.5	1.5	3	3	3	1.5	1.5	1.5	3	3	3	3	4.5	4.5	4.5
22	45	74	114	165	229	307	401	513	186	270	375	503	658	841	953	1034	1117	1203
	45	74	114	165	229	307	401	513	186	270	375	503	658	841	953	1034	1117	1203
	1.5	1.5	1.5	1.5	1.5	3	3	3	1.5	1.5	1.5	3	3	3	3	4.5	4.5	4.5
23	38	64	98	143	199	267	349	447	161	234	326	438	573	733	904	980	1058	1138
	38	64	98	143	199	267	349	447	161	234	326	438	573	733	904	980	1058	1138
	1.5	1.5	1.5	1.5	1.5	3	3	3	1.5	1.5	1.5	3	3	3	3	4.5	4.5	4.5
24	33	55	85	124	173	233	306	391	140	204	284	383	501	642	806	931	1005	1080
	33	55	85	124	173	233	306	391	140	204	284	383	501	642	806	931	1005	1080
	1.5	1.5	1.5	1.5	1.5	3	3	3	1.5	1.5	1.5	3	3	3	3	4.5	4.5	4.5
25	28	48	74	109	152	205	269	344	122	179	249	336	441	565	710	869	956	1027
	28	48	74	109	152	205	269	344	122	179	249	336	441	565	710	869	956	1027
	1.5	1.5	1.5	1.5	1.5	3	3	3	1.5	1.5	1.5	3	3	3	3	4.5	4.5	4.5
26	24	42	65	96	134	181	237	305	107	157	220	297	389	499	628	777	909	979
	24	42	65	96	134	181	237	305	107	157	220	297	389	499	628	777	909	979
	1.5	1.5	1.5	1.5	1.5	3	3	3	1.5	1.5	1.5	3	3	3	3	4.5	4.5	4.5
27	21	36	57	84	118	160	211	270	94	138	194	263	345	443	558	691	839	935
	21	36	57	84	118	160	211	270	94	138	194	263	345	443	558	691	839	935
	1.5	1.5	1.5	1.5	1.5	3	3	3	1.5	1.5	1.5	3	3	3	3	4.5	4.5	4.5
28	18	32	50	74	105	142	187	241	83	122	172	233	307	395	498	616	752	876
	18	32	50	74	105	142	187	241	83	122	172	233	307	395	498	616	752	876
	1.5	1.5	1.5	1.5	1.5	3	3	3	1.5	1.5	1.5	3	3	3	3	4.5	4.5	4.5
29	16	28	44	66	93	127	167	215	73	108	153	208	274	353	445	552	674	812
	16	28	44	66	93	127	167	215	73	108	153	208	274	353	445	552	674	812
	1.5	1.5	1.5	1.5	1.5	3	3	3	1.5	1.5	1.5	3	3	3	3	4.5	4.5	4.5
30	13	24	39	59	83	113	150	193	64	96	136	186	246	316	400	496	606	731
	13	24	39	59	83	113	150	193	64	96	136	186	246	316	400	496	606	731
	1.5	1.5	1.5	1.5	1.5	3	3	3	1.5	1.5	1.5	3	3					

24F V4 1.7E Industrial Stock Glulam Allowable Roof Load Tables

Key - for each clear span there are three numbers:

Row 1: Maximum Total Load with LDF of 1.15, and deflection limited to L/180

Row 2: Maximum Live Load limited by deflection of L/240

Row 3: Required Bearing Length in trimmer thickness
(e.g., 1.5 = 1 trimmer, 3.0 = 2 trimmers, etc.)

These tables can be used to size simple span beams and headers that carry uniform loads. The PLF loads must be calculated and take into account all floor and roof framing loads coming onto the beam or header. Codes do allow live load reductions. See appropriate code sections.

Allowable Loads for Anthony Glulam in Pounds per Linear Foot

Single Span (ft)	3 1/8" Width								5 1/8" Width									
	Depth (in.)								Depth (in.)									
	8 1/4	9 5/8	11	12 3/8	13 3/4	15 1/8	16 1/2	17 7/8	11	12 3/8	13 3/4	15 1/8	16 1/2	17 7/8	19 1/4	20 5/8	22	23 3/8
6	1489	1828	2204	2625	3098	3633	4243	4947	2889	3440	4060	4762	5563	6485	7560	8826	10342	12189
	1489	1828	2204	2625	3098	3633	4243	4947	2889	3440	4060	4762	5563	6485	7560	8826	10342	12189
	3	3	3	4.5	4.5	6	6	7.5	3	3	4.5	4.5	6	6	7.5	9	10.5	12
7	1223	1488	1776	2091	2437	2819	3242	3713	2327	2740	3194	3694	4248	4866	5559	6341	7231	8252
	1223	1488	1776	2091	2437	2819	3242	3713	2327	2740	3194	3694	4248	4866	5559	6341	7231	8252
	3	3	3	4.5	4.5	4.5	6	7.5	3	3	4.5	4.5	4.5	6	6	7.5	7.5	9
8	1012	1254	1486	1737	2008	2302	2621	2970	1947	2276	2631	3016	3435	3892	4393	4945	5555	6233
	1012	1254	1486	1737	2008	2302	2621	2970	1947	2276	2631	3016	3435	3892	4393	4945	5555	6233
	3	3	3	4.5	4.5	4.5	6	6	3	3	3	4.5	4.5	4.5	6	6	7.5	7.5
9	798	1083	1278	1485	1707	1945	2200	2474	1673	1945	2236	2547	2882	3241	3630	4051	4508	5006
	798	1083	1278	1485	1707	1945	2200	2474	1673	1945	2236	2547	2882	3241	3630	4051	4508	5006
	3	3	3	3	4.5	4.5	4.5	6	3	3	3	4.5	4.5	4.5	4.5	6	6	7.5
10	645	880	1120	1297	1484	1683	1894	2120	1467	1698	1943	2204	2481	2776	3092	3429	3791	4180
	645	880	1120	1297	1484	1683	1894	2120	1467	1698	1943	2204	2481	2776	3092	3429	3791	4180
	1.5	3	3	3	4.5	4.5	4.5	6	3	3	3	3	4.5	4.5	4.5	6	6	6
11	532	726	949	1151	1312	1483	1663	1854	1305	1506	1718	1941	2177	2427	2691	2972	3270	3587
	532	726	949	1151	1312	1483	1663	1854	1305	1506	1718	1941	2177	2427	2691	2972	3270	3587
	1.5	3	3	3	4.5	4.5	4.5	6	3	3	3	3	4.5	4.5	4.5	4.5	6	6
12	419	608	796	1009	1176	1325	1482	1646	1175	1353	1539	1734	1940	2155	2382	2621	2874	3141
	419	608	796	1009	1176	1325	1482	1646	1175	1353	1539	1734	1940	2155	2382	2621	2874	3141
	1.5	3	3	3	4.5	4.5	4.5	4.5	3	3	3	3	4.5	4.5	4.5	4.5	6	6
13	328	517	677	858	1060	1197	1336	1481	1068	1228	1394	1567	1748	1938	2136	2344	2563	2792
	328	517	677	858	1060	1197	1336	1481	977	1228	1394	1567	1748	1938	2136	2344	2563	2792
	1.5	1.5	3	3	4.5	4.5	4.5	4.5	3	3	3	3	4.5	4.5	4.5	4.5	6	6
14	261	418	582	738	913	1092	1216	1345	955	1123	1273	1429	1591	1760	1936	2120	2312	2513
	261	418	582	738	913	1092	1216	1345	783	1123	1273	1429	1591	1760	1936	2120	2312	2513
	1.5	1.5	3	3	4.5	4.5	4.5	4.5	3	3	3	3	3	4.5	4.5	4.5	4.5	6
15	211	338	506	642	794	962	1115	1232	830	1035	1171	1312	1459	1611	1769	1934	2105	2283
	211	338	506	642	794	962	1115	1232	636	1035	1171	1312	1459	1611	1769	1934	2105	2283
	1.5	1.5	3	3	4.5	4.5	4.5	4.5	3	3	3	3	3	4.5	4.5	4.5	4.5	6
16	173	277	417	563	696	844	1005	1136	684	923	1084	1214	1347	1485	1629	1778	1932	2092
	173	277	417	563	696	844	1005	1136	524	923	1084	1214	1347	1485	1629	1778	1932	2092
	1.5	1.5	1.5	3	3	3	4.5	4.5	1.5	3	3	3	3	4.5	4.5	4.5	4.5	6
17	143	230	346	496	615	746	889	1044	568	813	1009	1128	1251	1378	1509	1644	1785	1930
	143	230	346	496	615	746	889	1044	437	813	1009	1128	1251	1378	1509	1644	1785	1930
	1.5	1.5	1.5	3	3	3	4.5	4.5	1.5	3	3	3	3	4.5	4.5	4.5	4.5	4.5
18	119	192	290	416	548	664	791	930	476	682	898	1054	1167	1284	1405	1530	1658	1791
	119	192	290	416	548	664	791	930	368	682	898	1054	1167	1284	1405	1530	1658	1791
	1.5	1.5	1.5	3	3	3	4.5	4.5	1.5	3	3	3	3	4.5	4.5	4.5	4.5	4.5
19	100	162	245	352	486	594	709	833	402	577	796	968	1094	1203	1314	1429	1548	1670
	100	162	245	352	486	594	709	833	313	577	796	968	1094	1203	1314	1429	1548	1670
	1.5	1.5	1.5	1.5	3	3	3	4.5	1.5	1.5	3	3	3	4.5	4.5	4.5	4.5	4.5
20	85	138	209	300	415	535	638	750	343	492	680	870	1029	1131	1235	1341	1451	1564
	85	138	209	300	415	535	638	750	268	492	680	870	1029	1131	1235	1341	1451	1564
	1.5	1.5	1.5	1.5	3	3	3	4.5	1.5	1.5	3	3	3	4.5	4.5	4.5	4.5	4.5
21	73	118	179	258	357	477	578	679	294	423	585	783	932	1066	1164	1263	1366	1471
	73	118	179	258	357	477	578	679	232	423	585	783	932	1066	1164	1263	1366	1471
	1.5	1.5	1.5	1.5	3	3	3	4.5	1.5	1.5	3	3	3	3	4.5	4.5	4.5	4.5
22	62	102	155	223	309	413	525	618	254	366	506	678	845	990	1100	1194	1290	1388
	62	102	155	223	309	413	525	618	202	366	506	678	845	990	1100	1194	1290	1388
	1.5	1.5	1.5	1.5	1.5	3	3	3	1.5	1.5	1.5	3	3	3	4.5	4.5	4.5	4.5
23	54	88	134	194	269	360	470	564	220	318	441	591	770	902	1043	1131	1221	1314
	54	88	134	194	269	360	470	564	176	318	441	591	770	902	1043	1131	1221	1314
	1.5	1.5	1.5	1.5	1.5	3	3	3	1.5	1.5	1.5	3	3	3	4.5	4.5	4.5	4.5
24	46	76	117	169	235	316	412	515	192	278	385	517	676	824	954	1075	1160	1247
	46	76	117	169	235	316	412	515	155	278	385	517	676	824	954	1075	1160	1247
	1.5	1.5	1.5	1.5	1.5	3	3	3	1.5	1.5	1.5	3	3	3	4.5	4.5	4.5	4.5
25	40	67	102	149	207	278	363	464	168	244	339	455	596	756	875	1003	1104	1186
	40	67	102	149	207	278	363	464	137	244	339	455	596	756	875	1003	1104	1186
	1.5	1.5	1.5	1.5	1.5	3	3	3	1.5	1.5	1.5	3	3	3	3	4.5	4.5	4.5
26	35	58	90	131	182	245	321	411	148	215	299	403	527	674	806	924	1050	1131
	35	58	90	131	182	245	321	411	122	215	299	403	527	674	806	924	1050	1131
	1.5	1.5	1.5	1.5	1.5	1.5	3	3	1.5	1.5	1.5	1.5	3	3	3	4.5	4.5	4.5
27	30	51	79	116	162	218	285	365	130	190	265	357	468	599	744	853	969	1081
	30	51	79	116	162	218	285	365	109	190	265	357	468	599	744	853	969	1081
	1.5	1.5	1.5	1.5	1.5	1.5	3	3	1.5	1.5	1.5	1.5	3	3	3	4.5	4.5	4.5
28	27	45	70	103	144	194	254	326	115	169	236	318	417	535	672	790	897	1012
	27	45	70	103	144	194	254	326	98	169	236	318	417	535	672	790	897	1012
	1.5	1.5	1.5	1.5	1.5	1.5	3	3	1.5	1.5	1.5	1.5	3	3	3	3	4.5	4.5
29	23	40	62	91	128	173	228	292	102	150	210	284	373	479	602	733	833	939
	23	40	62	91	128	173	228	292	88	150	210	284	373	479	602	733	833	939
	1.5	1.5	1.5	1.5	1.5	1.5	1.5	3	1.5	1.5	1.5	1.5	1.5	3	3	3	4.5	4.5
30	20	35	55	82	115	155	204	262	91	134								

24F V4 1.7E Industrial Stock Glulam

Allowable Roof Load Tables

LDF = 1.25

clear span there are three numbers:

- Row 1: Maximum Total Load with LDF of 1.25, and deflection limited to L/180
- Row 2: Maximum Live Load limited by deflection of L/240
- Row 3: Required Bearing Length in trimmer thickness
(e.g., 1.5 = 1 trimmer, 3.0 = 2 trimmers, etc.)

These tables can be used to size simple span beams and headers that carry uniform loads. The PLF loads must be calculated and take into account all floor and roof framing loads coming onto the beam or header. Codes do allow live load reductions. See appropriate code sections.

Allowable Loads for Anthony Glulam in Pounds per Linear Foot

Single Span (ft)	3 1/8" Width							5 1/8" Width										
	Depth (in.)							Depth (in.)										
	8 1/4	9 5/8	11	12 3/8	13 3/4	15 1/8	16 1/2	17 7/8	11	12 3/8	13 3/4	15 1/8	16 1/2	17 7/8	19 1/4	20 5/8	22	23 3/8
6	1619	1988	2397	2854	3368	3950	4613	5378	3142	3741	4415	5178	6048	7051	8219	9596	11244	13252
	1619	1988	2397	2854	3368	3950	4613	5378	3142	3741	4415	5178	6048	7051	8219	9596	11244	13252
	3	3	4.5	4.5	6	6	7.5	9	3	4.5	4.5	4.5	6	7.5	7.5	9	10.5	13.5
7	1330	1618	1931	2274	2650	3065	3525	4037	2531	2980	3473	4017	4620	5291	6044	6895	7862	8972
	1330	1618	1931	2274	2650	3065	3525	4037	2531	2980	3473	4017	4620	5291	6044	6895	7862	8972
	3	3	4.5	4.5	6	6	7.5	7.5	3	3	4.5	4.5	4.5	6	6	7.5	9	10.5
8	1101	1363	1617	1889	2184	2503	2851	3230	2118	2475	2861	3280	3735	4233	4777	5377	6041	6778
	1079	1363	1617	1889	2184	2503	2851	3230	2118	2475	2861	3280	3735	4233	4777	5377	6041	6778
	3	3	3	4.5	4.5	6	6	6	3	3	4.5	4.5	4.5	6	6	7.5	7.5	9
9	868	1178	1390	1615	1857	2115	2392	2691	1820	2116	2432	2771	3134	3525	3948	4405	4902	5444
	758	1178	1390	1615	1857	2115	2392	2691	1820	2116	2432	2771	3134	3525	3948	4405	4902	5444
	3	3	3	4.5	4.5	4.5	6	6	3	3	3	4.5	4.5	4.5	6	6	7.5	7.5
10	702	957	1218	1411	1614	1830	2060	2305	1595	1847	2114	2397	2699	3020	3363	3730	4123	4547
	552	877	1218	1411	1614	1830	2060	2305	1595	1847	2114	2397	2699	3020	3363	3730	4123	4547
	3	3	3	4.5	4.5	4.5	6	6	3	3	3	4.5	4.5	4.5	6	6	6	7.5
11	546	789	1032	1252	1428	1613	1809	2016	1420	1639	1869	2112	2369	2640	2928	3233	3557	3902
	415	659	984	1252	1428	1613	1809	2016	1420	1639	1869	2112	2369	2640	2928	3233	3557	3902
	1.5	3	3	4.5	4.5	4.5	6	6	3	3	3	4.5	4.5	4.5	6	6	6	6
12	419	662	866	1097	1279	1442	1612	1791	1279	1472	1675	1887	2110	2345	2592	2852	3126	3417
	320	508	758	1079	1279	1442	1612	1791	1243	1472	1675	1887	2110	2345	2592	2852	3126	3417
	1.5	3	3	3	4.5	4.5	4.5	6	3	3	3	4.5	4.5	4.5	6	6	6	6
13	328	524	736	933	1154	1303	1453	1611	1163	1336	1516	1705	1902	2108	2324	2551	2788	3038
	251	399	596	849	1154	1303	1453	1611	977	1336	1516	1705	1902	2108	2324	2551	2788	3038
	1.5	1.5	3	3	4.5	4.5	4.5	6	3	3	3	3	4.5	4.5	4.5	4.5	6	6
14	261	418	627	803	993	1188	1323	1463	1028	1222	1385	1555	1731	1915	2106	2306	2515	2734
	201	320	477	679	932	1188	1323	1463	783	1114	1385	1555	1731	1915	2106	2306	2515	2734
	1.5	1.5	3	3	4.5	4.5	4.5	6	3	3	3	3	4.5	4.5	4.5	4.5	6	6
15	211	338	508	699	864	1046	1214	1340	833	1127	1275	1428	1588	1753	1925	2104	2291	2485
	164	260	388	552	758	1009	1214	1340	636	906	1243	1428	1588	1753	1925	2104	2291	2485
	1.5	1.5	3	3	3	4.5	4.5	4.5	3	3	3	3	4.5	4.5	4.5	4.5	6	6
16	173	277	417	596	758	918	1094	1236	684	978	1180	1321	1466	1617	1773	1935	2103	2277
	135	214	320	455	624	831	1079	1236	524	746	1024	1321	1466	1617	1773	1935	2103	2277
	1.5	1.5	1.5	3	3	4.5	4.5	4.5	1.5	3	3	3	4.5	4.5	4.5	4.5	6	6
17	143	230	346	496	670	812	967	1137	568	813	1098	1228	1362	1500	1642	1790	1943	2101
	112	179	267	379	521	693	900	1137	437	622	854	1136	1362	1500	1642	1790	1943	2101
	1.5	1.5	1.5	3	3	4.5	4.5	4.5	1.5	3	3	3	4.5	4.5	4.5	4.5	6	6
18	119	192	290	416	573	723	861	1012	476	682	940	1147	1271	1398	1530	1665	1805	1949
	95	150	225	320	439	584	758	963	368	524	719	957	1243	1398	1530	1665	1805	1949
	1.5	1.5	1.5	3	3	4.5	4.5	4.5	1.5	3	3	3	4.5	4.5	4.5	4.5	6	6
19	100	162	245	352	486	647	772	907	402	577	796	1054	1191	1309	1431	1556	1685	1818
	81	128	191	272	373	496	644	819	313	446	611	814	1057	1309	1431	1556	1685	1818
	1.5	1.5	1.5	1.5	3	3	4.5	4.5	1.5	1.5	3	3	4.5	4.5	4.5	4.5	6	6
20	85	138	209	300	415	555	695	817	343	492	680	909	1121	1231	1344	1461	1580	1703
	69	110	164	233	320	426	552	702	268	382	524	698	906	1152	1344	1461	1580	1703
	1.5	1.5	1.5	1.5	3	3	4.5	4.5	1.5	1.5	3	3	3	4.5	4.5	4.5	4.5	6
21	73	118	179	258	357	477	622	740	294	423	585	783	1015	1161	1267	1376	1487	1602
	60	95	141	201	276	368	477	607	232	330	453	603	783	995	1243	1376	1487	1602
	1.5	1.5	1.5	1.5	3	3	3	4.5	1.5	1.5	3	3	3	4.5	4.5	4.5	4.5	6
22	62	102	155	223	309	413	539	673	254	366	506	678	885	1078	1198	1300	1404	1512
	52	82	123	175	240	320	415	528	202	287	394	524	681	865	1081	1300	1404	1512
	1.5	1.5	1.5	1.5	3	3	3	4.5	1.5	1.5	1.5	3	3	4.5	4.5	4.5	4.5	4.5
23	54	88	134	194	269	360	470	601	220	318	441	591	771	982	1136	1232	1330	1431
	45	72	108	153	210	280	363	462	176	251	345	459	596	757	946	1163	1330	1431
	1.5	1.5	1.5	1.5	3	3	3	4.5	1.5	1.5	1.5	3	3	4.5	4.5	4.5	4.5	4.5
24	46	76	117	169	235	316	412	527	192	278	385	517	676	864	1040	1171	1263	1358
	40	63	95	135	185	246	320	406	155	221	303	404	524	667	833	1024	1243	1358
	1.5	1.5	1.5	1.5	1.5	3	3	3	1.5	1.5	1.5	3	3	3	4.5	4.5	4.5	4.5
25	40	67	102	149	207	278	363	464	168	244	339	455	596	762	954	1093	1203	1292
	35	56	84	119	164	218	283	360	137	196	268	357	464	590	737	906	1100	1292
	1.5	1.5	1.5	1.5	1.5	3	3	3	1.5	1.5	1.5	3	3	3	4.5	4.5	4.5	4.5
26	35	58	90	131	182	245	321	411	148	215	299	403	527	674	846	1007	1143	1232
	31	50	75	106	146	194	251	320	122	174	239	318	412	524	655	805	977	1172
	1.5	1.5	1.5	1.5	1.5	3	3	3	1.5	1.5	1.5	1.5	3	3	3	4.5	4.5	4.5
27	30	51	79	116	162	218	285	365	130	190	265	357	468	599	753	929	1056	1177
	28	45	67	95	130	173	225	285	109	155	213	284	368	468	585	719	873	1047
	1.5	1.5	1.5	1.5	1.5	1.5	3	3	1.5	1.5	1.5	1.5	3	3	3	4.5	4.5	4.5
28	27	45	70	103	144	194	254	326	115	169	236	318	417	535	672	831	978	1103
	25	40	60	85	117	155	201	256	98	139	191	254	330	420	524	645	783	939
	1.5	1.5	1.5	1.5	1.5	1.5	3	3	1.5	1.5	1.5	1.5	3	3	3	4.5	4.5	4.5
29	23	40	62	91	128	173	228	292	102	150	210	284	373	479	602	745	908	1024
	23	36	54	76	105	140	181	230	88	125	172	229	297	378	472	580	704	845
	1.5	1.5	1.5	1.5	1.5	1.5	3	3	1.5	1.5	1.5	1.5	3	3	3	4.5	4.5	4.5
30	20	35	55	82	115	155	204	262	91	134	188	255	335	430	542	670	818	953
	20	32	48	69	95	126	164	208	80	113	155	207	268	341	426			

24F V4 1.7E Industrial Stock Glulam

Allowable Floor Load Tables

LDF = 1.00

clear span there are three numbers:

Row 1: Maximum Total Load with LDF of 1.0, and deflection limited to L/240

Row 2: Maximum Live Load limited by deflection of L/360

Row 3: Required Bearing Length in trimmer thickness
(e.g., 1.5 = 1 trimmer, 3.0 = 2 trimmers, etc.)

These tables can be used to size simple span beams and headers that carry uniform loads. The PLF loads must be calculated and take into account all floor and roof framing loads coming onto the beam or header. Codes do allow live load reductions. See appropriate code sections.

Allowable Loads for Anthony Glulam in Pounds per Linear Foot

Single Span (ft)	6 3/4" Width															
	Depth (in.)															
	8 1/4	9 5/8	11	12 3/8	13 3/4	15 1/8	16 1/2	17 7/8	19 1/4	20 5/8	22	23 3/8	24 3/4	26 1/8	27 1/2	28 7/8
6	2232	2741	3306	3937	4647	5450	6367	7423	8653	10104	11840	13954	16587	19953	24409	30585
	2232	2741	3306	3937	4647	5450	6367	7423	8653	10104	11840	13954	16587	19953	24409	30585
	1.5	3	3	3	3	4.5	4.5	6	6	7.5	9	10.5	12	15	18	24
7	1833	2230	2662	3135	3655	4227	4862	5569	6362	7257	8276	9445	10802	12394	14288	16579
	1833	2230	2662	3135	3655	4227	4862	5569	6362	7257	8276	9445	10802	12394	14288	16579
	1.5	3	3	3	3	4.5	4.5	6	6	7.5	7.5	9	10.5	12	15	24
8	1554	1879	2227	2603	3010	3451	3930	4453	5027	5658	6357	7134	8002	8981	10091	11361
	1554	1879	2227	2603	3010	3451	3930	4453	5027	5658	6357	7134	8002	8981	10091	11361
	1.5	3	3	3	3	3	4.5	4.5	4.5	6	6	7.5	7.5	9	9	10.5
9	1348	1622	1914	2225	2557	2914	3296	3708	4153	4634	5157	5728	6352	7038	7795	8636
	1091	1622	1914	2225	2557	2914	3296	3708	4153	4634	5157	5728	6352	7038	7795	8636
	1.5	1.5	3	3	3	3	4.5	4.5	4.5	6	6	7.5	7.5	7.5	9	9
10	1178	1427	1677	1942	2222	2520	2837	3175	3536	3922	4337	4782	5263	5783	6347	6961
	795	1263	1677	1942	2222	2520	2837	3175	3536	3922	4337	4782	5263	5783	6347	6961
	1.5	1.5	3	3	3	3	3	4.5	4.5	4.5	6	6	6	7.5	7.5	9
11	881	1273	1492	1722	1964	2220	2490	2775	3078	3399	3740	4103	4491	4905	5350	5827
	598	949	1417	1722	1964	2220	2490	2775	3078	3399	3740	4103	4491	4905	5350	5827
	1.5	1.5	3	3	3	3	3	4.5	4.5	4.5	6	6	6	6	7.5	7.5
12	675	1079	1343	1546	1759	1983	2217	2464	2724	2997	3286	3592	3915	4258	4622	5009
	460	731	1091	1546	1759	1983	2217	2464	2724	2997	3286	3592	3915	4258	4622	5009
	1.5	1.5	3	3	3	3	3	4.5	4.5	4.5	6	6	6	6	6	7.5
13	528	845	1221	1403	1593	1791	1998	2215	2442	2680	2930	3192	3469	3760	4067	4391
	362	575	858	1222	1593	1791	1998	2215	2442	2680	2930	3192	3469	3760	4067	4391
	1.5	1.5	3	3	3	3	3	4.5	4.5	4.5	6	6	6	6	6	6
14	420	673	1011	1284	1455	1633	1818	2011	2212	2423	2642	2872	3113	3365	3629	3907
	290	460	687	978	1342	1633	1818	2011	2212	2423	2642	2872	3113	3365	3629	3907
	1.5	1.5	1.5	3	3	3	3	3	4.5	4.5	4.5	4.5	4.5	6	6	6
15	338	544	818	1171	1338	1499	1667	1841	2022	2210	2406	2610	2822	3044	3276	3519
	236	374	559	795	1091	1452	1667	1841	2022	2210	2406	2610	2822	3044	3276	3519
	1.5	1.5	1.5	3	3	3	3	3	4.5	4.5	4.5	4.5	4.5	6	6	6
16	276	445	670	961	1239	1386	1539	1697	1861	2031	2207	2391	2581	2779	2985	3199
	194	308	460	655	899	1197	1539	1697	1861	2031	2207	2391	2581	2779	2985	3199
	1.5	1.5	1.5	3	3	3	3	3	4.5	4.5	4.5	4.5	4.5	6	6	6
17	228	368	556	797	1099	1289	1429	1574	1723	1878	2039	2205	2377	2555	2740	2932
	162	257	384	546	750	998	1295	1574	1723	1878	2039	2205	2377	2555	2740	2932
	1.5	1.5	1.5	1.5	3	3	3	3	4.5	4.5	4.5	4.5	4.5	6	6	6
18	190	307	465	668	922	1204	1333	1467	1605	1747	1894	2045	2202	2365	2532	2706
	136	217	323	460	631	840	1091	1387	1605	1747	1894	2045	2202	2365	2532	2706
	1.5	1.5	1.5	1.5	3	3	3	3	4.5	4.5	4.5	4.5	4.5	6	6	6
19	159	259	392	565	780	1044	1249	1373	1501	1632	1768	1907	2051	2200	2353	2512
	116	184	275	391	537	715	928	1180	1473	1632	1768	1907	2051	2200	2353	2512
	1.5	1.5	1.5	1.5	1.5	3	3	3	4.5	4.5	4.5	4.5	4.5	6	6	6
20	134	219	333	481	665	891	1162	1291	1409	1531	1657	1786	1919	2056	2197	2343
	99	158	236	336	460	613	795	1011	1263	1531	1657	1786	1919	2056	2197	2343
	1.5	1.5	1.5	1.5	1.5	3	3	3	4.5	4.5	4.5	4.5	4.5	6	6	6
21	114	187	285	412	571	766	1001	1217	1328	1442	1559	1679	1803	1930	2060	2195
	86	136	204	290	398	529	687	874	1091	1342	1559	1679	1803	1930	2060	2195
	1.5	1.5	1.5	1.5	1.5	3	3	3	4.5	4.5	4.5	4.5	4.5	6	6	6
22	97	160	246	356	494	663	866	1107	1256	1362	1472	1584	1699	1818	1939	2064
	75	119	177	252	346	460	598	760	949	1167	1417	1584	1699	1818	1939	2064
	1.5	1.5	1.5	1.5	1.5	1.5	3	3	4.5	4.5	4.5	4.5	4.5	6	6	6
23	83	138	212	308	429	577	754	965	1174	1291	1394	1499	1607	1718	1831	1948
	65	104	155	221	303	403	523	665	831	1022	1240	1487	1607	1718	1831	1948
	1.5	1.5	1.5	1.5	1.5	1.5	3	3	4.5	4.5	4.5	4.5	4.5	6	6	6
24	71	119	184	269	374	504	660	845	1061	1226	1323	1422	1524	1628	1734	1843
	58	91	136	194	266	355	460	585	731	899	1091	1309	1524	1628	1734	1843
	1.5	1.5	1.5	1.5	1.5	1.5	3	3	4.5	4.5	4.5	4.5	4.5	6	6	6
25	61	104	161	235	328	443	581	744	935	1128	1259	1353	1449	1547	1647	1749
	51	81	121	172	236	314	407	518	647	795	965	1158	1375	1547	1647	1749
	1.5	1.5	1.5	1.5	1.5	1.5	3	3	4.5	4.5	4.5	4.5	4.5	6	6	6
26	53	90	141	207	289	391	513	658	827	1023	1180	1290	1380	1473	1568	1664
	45	72	107	153	210	279	362	460	575	707	858	1029	1222	1437	1568	1664
	1.5	1.5	1.5	1.5	1.5	1.5	3	3	4.5	4.5	4.5	4.5	4.5	6	6	6
27	46	79	124	182	256	346	455	584	735	910	1089	1228	1318	1406	1495	1587
	40	64	96	136	187	249	323	411	513	631	766	919	1091	1283	1495	1587
	1.5	1.5	1.5	1.5	1.5	1.5	3	3	4.5	4.5	4.5	4.5	4.5	6	6	6
28	39	69	109	161	227	307	405	520	655	812	991	1137	1261	1344	1429	1516
	36	58	86	122	168	223	290	369	460	566	687	824	978	1151	1342	1516
	1.5	1.5	1.5	1.5	1.5	1.5	1.5	3	3	4.5	4.5	4.5	4.5	6	6	6
29	34	60	96	142	201	274	361	465	586	727	888	1055	1182	1288	1369	1451
	33	52	77	110	151	201	261	332	414	510	619	742	881	1036	1208	1398
	1.5	1.5	1.5	1.5	1.5	1.5	1.5	3	3	4.5	4.5	4.5	4.5	6	6	6
30	29	53	85	127	179	245	323	417	526	653	798	962	1100	1224	1313	1392
	29	47	70	99	136	182	236	300	374	460	559	670	795	936	1091	1263
	1.5	1.5	1.5	1.5	1.5	1.5	1.5	3	3	4.5	4.5	4.5	4.5	6	6	6
32	21	40	66	100	143	197	261	338	427	531	650	786	938	1067	1181	1285
	21	39	58	82	112	150	194	247	308	379	460	552	655	771	899	1041
	1.5	1.5	1.5	1.5	1.5	1.5	1.5	3	3	4.5	4.5	4.5	4.5	6	6	6

24F V4 1.7E Industrial Stock Glulam Allowable Roof Load Tables

Key - for each clear span there are three numbers:

Row 1: Maximum Total Load with LDF of 1.15, and deflection limited to L/180

Row 2: Maximum Live Load limited by deflection of L/240

Row 3: Required Bearing Length in trimmer thickness
(e.g., 1.5 = 1 trimmer, 3.0 = 2 trimmers, etc.)

These tables can be used to size simple span beams and headers that carry uniform loads. The PLF loads must be calculated and take into account all floor and roof framing loads coming onto the beam or header. Codes do allow live load reductions. See appropriate code sections.

Allowable Loads for Anthony Glulam in Pounds per Linear Foot

Single Span (ft)	6 3/4" Width															
	Depth (in.)															
	8 1/4	9 5/8	11	12 3/8	13 3/4	15 1/8	16 1/2	17 7/8	19 1/4	20 5/8	22	23 3/8	24 3/4	26 1/8	27 1/2	28 7/8
6	2570	3155	3805	4531	5348	6272	7326	8541	9956	11625	13622	16054	19082	22953	28077	35181
	2570	3155	3805	4531	5348	6272	7326	8541	9956	11625	13622	16054	19082	22953	28077	35181
	3	3	3	3	4.5	4.5	6	6	7.5	9	10.5	12	13.5	16.5	21	28.5
7	2110	2567	3065	3609	4206	4865	5595	6409	7321	8351	9523	10869	12429	14260	16438	19074
	2110	2567	3065	3609	4206	4865	5595	6409	7321	8351	9523	10869	12429	14260	16438	19074
	3	3	3	3	4.5	4.5	6	6	7.5	9	10.5	12	13.5	16.5	21	28.5
8	1789	2163	2565	2997	3465	3972	4524	5126	5786	6513	7316	8210	9210	10335	11612	13073
	1789	2163	2565	2997	3465	3972	4524	5126	5786	6513	7316	8210	9210	10335	11612	13073
	1.5	3	3	3	3	4.5	4.5	6	6	7.5	7.5	9	10.5	10.5	12	15
9	1553	1868	2204	2562	2945	3355	3795	4269	4781	5335	5937	6593	7311	8100	8972	9939
	1553	1868	2204	2562	2945	3355	3795	4269	4781	5335	5937	6593	7311	8100	8972	9939
	1.5	3	3	3	3	4.5	4.5	4.5	6	6	7.5	7.5	9	9	10.5	10.5
10	1371	1644	1932	2236	2560	2903	3268	3656	4072	4516	4993	5506	6059	6657	7306	8013
	1193	1644	1932	2236	2560	2903	3268	3656	4072	4516	4993	5506	6059	6657	7306	8013
	1.5	3	3	3	3	3	4.5	4.5	4.5	6	6	6	7.5	7.5	9	9
11	1149	1467	1719	1984	2263	2557	2868	3197	3545	3914	4307	4725	5171	5648	6160	6709
	896	1424	1719	1984	2263	2557	2868	3197	3545	3914	4307	4725	5171	5648	6160	6709
	1.5	3	3	3	3	3	4.5	4.5	4.5	6	6	6	6	7.5	7.5	9
12	906	1314	1548	1782	2027	2284	2555	2839	3138	3453	3785	4137	4509	4903	5322	5768
	691	1097	1548	1782	2027	2284	2555	2839	3138	3453	3785	4137	4509	4903	5322	5768
	1.5	3	3	3	3	3	4.5	4.5	4.5	6	6	6	6	7.5	7.5	7.5
13	709	1117	1407	1617	1835	2064	2302	2552	2813	3088	3375	3678	3996	4331	4684	5057
	543	862	1287	1617	1835	2064	2302	2552	2813	3088	3375	3678	3996	4331	4684	5057
	1.5	1.5	3	3	3	3	4.5	4.5	4.5	6	6	6	6	6	7.5	7.5
14	565	903	1258	1479	1677	1882	2095	2317	2550	2792	3045	3309	3586	3877	4181	4501
	435	691	1031	1468	1677	1882	2095	2317	2550	2792	3045	3309	3586	3877	4181	4501
	1.5	1.5	3	3	3	3	3	4.5	4.5	4.5	4.5	6	6	6	7.5	7.5
15	456	731	1093	1363	1543	1729	1922	2122	2330	2547	2773	3008	3252	3508	3775	4054
	354	561	838	1193	1543	1729	1922	2122	2330	2547	2773	3008	3252	3508	3775	4054
	1.5	1.5	3	3	3	3	3	4.5	4.5	4.5	6	6	6	6	6	7.5
16	373	599	901	1214	1428	1598	1774	1957	2145	2341	2544	2756	2975	3203	3440	3687
	291	463	691	983	1349	1598	1774	1957	2145	2341	2544	2756	2975	3203	3440	3687
	1.5	1.5	1.5	3	3	3	3	4.5	4.5	4.5	4.5	6	6	6	6	7.5
17	309	497	747	1069	1316	1486	1648	1815	1987	2166	2351	2542	2740	2946	3159	3380
	243	386	576	820	1124	1486	1648	1815	1987	2166	2351	2542	2740	2946	3159	3380
	1.5	1.5	1.5	3	3	3	3	4.5	4.5	4.5	4.5	6	6	6	6	6
18	258	416	627	898	1167	1388	1538	1692	1851	2015	2184	2359	2539	2726	2920	3120
	205	325	485	691	947	1261	1538	1692	1851	2015	2184	2359	2539	2726	2920	3120
	1.5	1.5	1.5	3	3	3	3	4.5	4.5	4.5	4.5	6	6	6	6	6
19	217	351	530	760	1042	1258	1441	1584	1731	1883	2039	2200	2366	2537	2714	2896
	174	276	412	587	805	1072	1392	1584	1731	1883	2039	2200	2366	2537	2714	2896
	1.5	1.5	1.5	1.5	3	3	3	4.5	4.5	4.5	4.5	6	6	6	6	6
20	184	298	451	649	896	1129	1341	1489	1626	1767	1911	2060	2214	2372	2534	2702
	149	237	354	503	691	919	1193	1489	1626	1767	1911	2060	2214	2372	2534	2702
	1.5	1.5	1.5	1.5	3	3	3	4.5	4.5	4.5	4.5	6	6	6	6	6
21	157	255	387	557	770	1019	1210	1405	1533	1664	1799	1938	2080	2226	2377	2532
	129	205	305	435	596	794	1031	1311	1533	1664	1799	1938	2080	2226	2377	2532
	1.5	1.5	1.5	1.5	3	3	3	4.5	4.5	4.5	4.5	6	6	6	6	6
22	134	220	334	482	667	893	1098	1285	1449	1572	1699	1828	1961	2098	2238	2382
	112	178	266	378	519	691	896	1140	1424	1572	1699	1828	1961	2098	2238	2382
	1.5	1.5	1.5	1.5	3	3	3	4.5	4.5	4.5	4.5	6	6	6	6	6
23	116	190	290	419	580	778	999	1171	1355	1490	1609	1730	1855	1982	2113	2248
	98	156	232	331	454	604	785	998	1246	1490	1609	1730	1855	1982	2113	2248
	1.5	1.5	1.5	1.5	3	3	3	4.5	4.5	4.5	4.5	6	6	6	6	6
24	100	165	253	366	508	682	891	1070	1239	1416	1528	1642	1759	1879	2002	2128
	86	137	205	291	400	532	691	878	1097	1349	1528	1642	1759	1879	2002	2128
	1.5	1.5	1.5	1.5	3	3	3	4.5	4.5	4.5	4.5	6	6	6	6	6
25	87	144	221	321	446	600	784	982	1137	1303	1454	1562	1673	1786	1901	2020
	76	121	181	258	354	471	611	777	970	1193	1448	1562	1673	1786	1901	2020
	1.5	1.5	1.5	1.5	3	3	3	4.5	4.5	4.5	4.5	6	6	6	6	6
26	75	126	194	283	394	530	694	888	1046	1199	1363	1490	1594	1701	1810	1922
	68	108	161	229	314	418	543	691	862	1061	1287	1490	1594	1701	1810	1922
	1.5	1.5	1.5	1.5	3	3	3	4.5	4.5	4.5	4.5	6	6	6	6	6
27	66	111	171	250	349	470	616	789	966	1107	1258	1419	1523	1624	1727	1833
	61	96	144	205	281	374	485	617	770	947	1150	1379	1523	1624	1727	1833
	1.5	1.5	1.5	1.5	3	3	3	4.5	4.5	4.5	4.5	6	6	6	6	6
28	57	97	152	222	310	419	550	704	886	1025	1165	1314	1457	1553	1651	1752
	54	86	129	183	252	335	435	553	691	849	1031	1236	1457	1553	1651	1752
	1.5	1.5	1.5	1.5	3	3	3	4.5	4.5	4.5	4.5	6	6	6	6	6
29	50	86	135	198	277	374	492	631	794	951	1081	1220	1366	1488	1582	1677
	49	78	116	165	227	301	391	498	622	764	928	1113	1321	1488	1582	1677
	1.5	1.5	1.5	1.5	3	3	3	4.5	4.5	4.5	4.5	6	6	6	6	6
30	44	76	120	176	248	335	441	567	713	883	1006	1135	1271	1415	1517	1608
	44	70	105	149	205	272	354	450	561	691	838	1005	1193	1403	1517	1608
	1.5	1.5	1.5	1.5	3	3	3	4.5	4.5	4.5	4.5	6	6	6	6	6
32	33	60	95	141	200	272	358	461	582	721	876	989	1108	1234	1366	1486
	33	58	86	123	169	224	291	370	463	569	691	828	983	1156	1349	1486
	1.5	1.5	1.5	1.5	3	3	3	4.5	4.5	4.5	4.5	6	6	6	6	6

24F V4 1.7E Industrial Stock Glulam Allowable Roof Load Tables

Key - for each clear span there are three numbers:

Row 1: Maximum Total Load with LDF of 1.25, and deflection limited to L/180

Row 2: Maximum Live Load limited by deflection of L/240

Row 3: Required Bearing Length in trimmer thickness
(e.g., 1.5 = 1 trimmer, 3.0 = 2 trimmers, etc.)

These tables can be used to size simple span beams and headers with **LDF=1.25** uniform loads. The PLF loads must be calculated and take into account all floor and roof framing loads coming onto the beam or header. Codes do allow live load reductions. See appropriate code sections.

Allowable Loads for Anthony Glulam in Pounds per Linear Foot

Single Span (ft)	6 3/4" Width															
	Depth (in.)															
	8 1/4	9 5/8	11	12 3/8	13 3/4	15 1/8	16 1/2	17 7/8	19 1/4	20 5/8	22	23 3/8	24 3/4	26 1/8	27 1/2	28 7/8
6	2794	3431	4138	4927	5815	6819	7966	9287	10825	12639	14810	17454	20745	24953	30523	38245
	2794	3431	4138	4927	5815	6819	7966	9287	10825	12639	14810	17454	20745	24953	30523	38245
	3	3	3	4.5	4.5	4.5	6	7.5	7.5	9	10.5	13.5	15	19.5	24	31.5
7	2295	2792	3333	3925	4574	5291	6085	6969	7961	9081	10355	11817	13513	15504	17872	20737
	2295	2792	3333	3925	4574	5291	6085	6969	7961	9081	10355	11817	13513	15504	17872	20737
	3	3	3	3	4.5	4.5	4.5	6	6	7.5	9	10.5	12	13.5	15	18
8	1946	2353	2789	3260	3769	4320	4920	5575	6292	7082	7956	8928	10014	11238	12627	14215
	1946	2353	2789	3260	3769	4320	4920	5575	6292	7082	7956	8928	10014	11238	12627	14215
	3	3	3	3	4.5	4.5	4.5	6	6	7.5	9	9	9	10.5	12	13.5
9	1689	2032	2397	2787	3203	3649	4128	4643	5200	5802	6457	7170	7951	8809	9756	10808
	1637	2032	2397	2787	3203	3649	4128	4643	5200	5802	6457	7170	7951	8809	9756	10808
	3	3	3	3	3	4.5	4.5	4.5	6	6	7.5	7.5	9	9	10.5	12
10	1491	1788	2101	2433	2784	3157	3554	3977	4429	4912	5431	5988	6590	7240	7946	8714
	1193	1788	2101	2433	2784	3157	3554	3977	4429	4912	5431	5988	6590	7240	7946	8714
	3	3	3	3	3	4.5	4.5	4.5	6	6	6	7.5	7.5	9	9	10.5
11	1180	1596	1870	2158	2462	2782	3120	3477	3856	4258	4685	5140	5625	6144	6700	7297
	896	1424	1870	2158	2462	2782	3120	3477	3856	4258	4685	5140	5625	6144	6700	7297
	1.5	3	3	3	3	4.5	4.5	4.5	4.5	6	6	6	7.5	7.5	9	9
12	906	1430	1684	1939	2206	2485	2779	3088	3413	3756	4118	4500	4905	5334	5790	6275
	691	1097	1637	1939	2206	2485	2779	3088	3413	3756	4118	4500	4905	5334	5790	6275
	1.5	3	3	3	3	4.5	4.5	4.5	4.5	6	6	6	7.5	7.5	9	9
13	709	1132	1531	1759	1997	2246	2505	2777	3061	3359	3672	4001	4347	4711	5096	5502
	543	862	1287	1759	1997	2246	2505	2777	3061	3359	3672	4001	4347	4711	5096	5502
	1.5	1.5	3	3	3	4.5	4.5	4.5	4.5	6	6	6	7.5	7.5	9	9
14	565	903	1354	1610	1825	2048	2280	2522	2774	3038	3313	3601	3902	4218	4549	4897
	435	691	1031	1468	1825	2048	2280	2522	2774	3038	3313	3601	3902	4218	4549	4897
	1.5	1.5	3	3	3	4.5	4.5	4.5	4.5	6	6	6	6	7.5	7.5	9
15	456	731	1097	1484	1679	1881	2091	2309	2536	2772	3017	3273	3539	3817	4108	4411
	354	561	838	1193	1637	1881	2091	2309	2536	2772	3017	3273	3539	3817	4108	4411
	1.5	1.5	3	3	3	4.5	4.5	4.5	4.5	6	6	6	6	7.5	7.5	9
16	373	599	901	1288	1555	1740	1931	2129	2335	2548	2769	2999	3237	3485	3744	4012
	291	463	691	983	1349	1740	1931	2129	2335	2548	2769	2999	3237	3485	3744	4012
	1.5	1.5	1.5	3	3	4.5	4.5	4.5	4.5	6	6	6	6	7.5	7.5	9
17	309	497	747	1070	1432	1618	1794	1975	2163	2357	2559	2767	2982	3206	3438	3679
	243	386	576	820	1124	1497	1794	1975	2163	2357	2559	2767	2982	3206	3438	3679
	1.5	1.5	1.5	3	3	4.5	4.5	4.5	4.5	6	6	6	6	7.5	7.5	9
18	258	416	627	898	1238	1511	1674	1842	2015	2193	2377	2568	2764	2968	3178	3396
	205	325	485	691	947	1261	1637	1842	2015	2193	2377	2568	2764	2968	3178	3396
	1.5	1.5	1.5	3	3	4.5	4.5	4.5	4.5	6	6	6	6	7.5	7.5	9
19	217	351	530	760	1049	1369	1569	1725	1885	2050	2220	2395	2575	2762	2954	3153
	174	276	412	587	805	1072	1392	1725	1885	2050	2220	2395	2575	2762	2954	3153
	1.5	1.5	1.5	1.5	3	3	4.5	4.5	4.5	4.5	6	6	6	6	7.5	9
20	184	298	451	649	896	1198	1460	1621	1770	1924	2081	2243	2410	2582	2759	2942
	149	237	354	503	691	919	1193	1517	1770	1924	2081	2243	2410	2582	2759	2942
	1.5	1.5	1.5	1.5	3	3	4.5	4.5	4.5	4.5	6	6	6	6	7.5	9
21	157	255	387	557	770	1031	1318	1530	1669	1812	1959	2110	2265	2424	2588	2757
	129	205	305	435	596	794	1031	1311	1637	1812	1959	2110	2265	2424	2588	2757
	1.5	1.5	1.5	1.5	3	3	4.5	4.5	4.5	4.5	6	6	6	6	7.5	9
22	134	220	334	482	667	893	1165	1400	1578	1712	1850	1991	2136	2284	2437	2593
	112	178	266	378	519	691	896	1140	1424	1712	1850	1991	2136	2284	2437	2593
	1.5	1.5	1.5	1.5	3	3	4.5	4.5	4.5	4.5	6	6	6	6	7.5	9
23	116	190	290	419	580	778	1016	1275	1476	1623	1752	1884	2020	2159	2302	2448
	98	156	232	331	454	604	785	998	1246	1532	1752	1884	2020	2159	2302	2448
	1.5	1.5	1.5	1.5	3	3	4.5	4.5	4.5	4.5	6	6	6	6	7.5	9
24	100	165	253	366	508	682	891	1138	1350	1542	1664	1789	1916	2047	2180	2317
	86	137	205	291	400	532	691	878	1097	1349	1637	1789	1916	2047	2180	2317
	1.5	1.5	1.5	1.5	3	3	4.5	4.5	4.5	4.5	6	6	6	6	7.5	9
25	87	144	221	321	446	600	784	1003	1239	1420	1584	1702	1822	1945	2071	2200
	76	121	181	258	354	471	611	777	970	1193	1448	1702	1822	1945	2071	2200
	1.5	1.5	1.5	1.5	3	3	4.5	4.5	4.5	4.5	6	6	6	6	7.5	9
26	75	126	194	283	394	530	694	888	1115	1307	1485	1623	1737	1853	1972	2094
	68	108	161	229	314	418	543	691	862	1061	1287	1544	1737	1853	1972	2094
	1.5	1.5	1.5	1.5	3	3	4.5	4.5	4.5	4.5	6	6	6	6	7.5	9
27	66	111	171	250	349	470	616	789	992	1207	1371	1546	1659	1769	1882	1997
	61	96	144	205	281	374	485	617	770	947	1150	1379	1637	1769	1882	1997
	1.5	1.5	1.5	1.5	3	3	4.5	4.5	4.5	4.5	6	6	6	6	7.5	9
28	57	97	152	222	310	419	550	704	886	1095	1270	1432	1587	1692	1799	1909
	54	86	129	183	252	335	435	553	691	849	1031	1236	1468	1692	1799	1909
	1.5	1.5	1.5	1.5	3	3	4.5	4.5	4.5	4.5	6	6	6	6	7.5	9
29	50	86	135	198	277	374	492	631	794	982	1179	1329	1489	1622	1724	1827
	49	78	116	165	227	301	391	498	622	764	928	1113	1321	1554	1724	1827
	1.5	1.5	1.5	1.5	3	3	4.5	4.5	4.5	4.5	6	6	6	6	7.5	9
30	44	76	120	176	248	335	441	567	713	883	1077	1237	1386	1542	1654	1753
	44	70	105	149	205	272	354	450	561	691	838	1005	1193	1403	1637	1753
	1.5	1.5	1.5	1.5	3	3	4.5	4.5	4.5	4.5	6	6	6	6	7.5	9
32	33	60	95	141	200	272	358	461	582	721	880	1062	1208	1345	1489	1620
	33	58	86	123	169	224	291	370	463	569	691	828	983	1156	1349	1561
	1.5	1.5	1.5	1.5	3	3	4.5	4.5	4.5	4.5	6	6	6	6	7.5	9

24F V3 1.8E Architectural Stock Depth Allowable Floor Load Tables

Key - for each clear span there are three numbers:

Row 1: Maximum Total Load with LDF of 1.0, and deflection limited to L/240

Row 2: Maximum Live Load limited by deflection of L/360

Row 3: Required Bearing Length in trimmer thickness
(e.g., 1.5 = 1 trimmer, 3.0 = 2 trimmers, etc.)

These tables can be used to size simple span beams and headers that carry uniform loads. The PLF loads must be calculated and take into account all floor and roof framing loads coming onto the beam or header. Codes do allow live load reductions. See appropriate code sections.

Allowable Loads for Anthony Glulam in Pounds per Linear Foot

Single Span (ft)	3 1/8" Width								5 1/8" Width									
	Depth (in.)								Depth (in.)									
	8 1/4	9 5/8	11	12 3/8	13 3/4	15 1/8	16 1/2	17 7/8	11	12 3/8	13 3/4	15 1/8	16 1/2	17 7/8	19 1/4	20 5/8	22	23 3/8
6	1569	2136	2792	3534	4365	5283	6288	7381	4578	5796	7158	8664	10313	12105	14041	16120	18344	20710
	1569	2136	2792	3534	4365	5283	6288	7381	4578	5796	7158	8664	10313	12105	14041	16120	18344	20710
	3	3	4.5	6	7.5	9	10.5	12	4.5	6	7.5	9	10.5	12	13.5	16.5	18	21
7	1151	1567	2049	2594	3204	3878	4616	5419	3360	4254	5254	6360	7570	8887	10309	11836	13469	15207
	1137	1567	2049	2594	3204	3878	4616	5419	3360	4254	5254	6360	7570	8887	10309	11836	13469	15207
	3	3	4.5	4.5	6	7.5	9	10.5	4.5	4.5	6	7.5	9	10.5	12	13.5	15	16.5
8	879	1198	1566	1984	2450	2966	3531	4145	2569	3253	4018	4864	5791	6798	7886	9055	10305	11635
	762	1198	1566	1984	2450	2966	3531	4145	2569	3253	4018	4864	5791	6798	7886	9055	10305	11635
	3	3	3	4.5	4.5	6	7.5	9	3	4.5	4.5	6	7.5	9	10.5	12	13.5	15
9	693	945	1236	1565	1933	2341	2787	3272	2026	2567	3171	3839	4571	5366	6226	7149	8136	9186
	535	849	1236	1565	1933	2341	2787	3272	2026	2567	3171	3839	4571	5366	6226	7149	8136	9186
	1.5	3	3	4.5	4.5	6	6	7.5	3	4.5	4.5	6	6	7.5	9	10.5	12	13.5
10	560	764	999	1266	1564	1894	2255	2648	1638	2076	2565	3105	3698	4342	5038	5785	6584	7435
	390	619	924	1266	1564	1894	2255	2648	1516	2076	2565	3105	3698	4342	5038	5785	6584	7435
	1.5	3	3	3	4.5	4.5	6	7.5	3	3	4.5	4.5	6	7.5	7.5	9	10.5	12
11	432	630	824	1044	1290	1563	1861	2185	1351	1713	2116	2563	3052	3584	4159	4776	5436	6133
	293	465	694	989	1290	1563	1861	2185	1139	1622	2116	2563	3052	3584	4159	4776	5436	6133
	1.5	3	3	3	4.5	4.5	6	6	3	3	4.5	4.5	6	6	7.5	7.5	9	10.5
12	332	528	691	876	1082	1311	1562	1834	1133	1436	1775	2150	2561	3008	3490	4009	4552	5126
	226	358	535	762	1045	1311	1562	1834	877	1249	1713	2150	2561	3008	3490	4009	4552	5126
	1.5	1.5	3	3	3	4.5	4.5	6	3	3	3	4.5	4.5	6	6	7.5	9	9
13	259	415	587	745	921	1115	1328	1560	963	1221	1510	1829	2179	2559	2970	3401	3859	4345
	177	282	421	599	822	1094	1328	1560	690	982	1348	1794	2179	2559	2970	3401	3859	4345
	1.5	1.5	3	3	3	4.5	4.5	6	3	3	3	4.5	4.5	6	6	7.5	7.5	9
14	206	330	496	641	792	960	1144	1343	813	1051	1299	1574	1875	2203	2548	2917	3311	3728
	142	226	337	480	658	876	1137	1343	552	787	1079	1436	1864	2203	2548	2917	3311	3728
	1.5	1.5	3	3	3	3	4.5	4.5	3	3	3	3	4.5	4.5	6	6	7.5	7.5
15	166	267	401	557	689	834	994	1168	658	913	1129	1369	1631	1910	2209	2529	2870	3232
	116	183	274	390	535	712	924	1168	449	640	877	1168	1516	1910	2209	2529	2870	3232
	1.5	1.5	1.5	3	3	3	4.5	4.5	1.5	3	3	3	4.5	4.5	4.5	6	6	7.5
16	136	219	329	471	604	732	872	1025	540	773	990	1200	1427	1670	1932	2212	2510	2827
	95	151	226	321	441	587	762	968	370	527	723	962	1249	1588	1932	2212	2510	2827
	1.5	1.5	1.5	3	3	3	4.5	4.5	1.5	3	3	3	4.5	4.5	6	6	6	7.5
17	112	181	273	391	534	647	771	906	448	642	875	1060	1258	1472	1703	1950	2214	2493
	79	126	188	268	367	489	635	807	309	439	603	802	1041	1324	1654	1950	2214	2493
	1.5	1.5	1.5	1.5	3	3	3	4.5	1.5	1.5	3	3	3	4.5	4.5	4.5	6	6
18	93	151	228	328	453	576	686	807	375	538	742	940	1116	1307	1512	1731	1965	2214
	67	106	158	226	310	412	535	680	260	370	508	676	877	1115	1393	1713	1965	2214
	1.5	1.5	1.5	1.5	3	3	3	4.5	1.5	1.5	3	3	3	4.5	4.5	4.5	6	6
19	78	127	193	277	383	513	614	722	316	455	628	839	997	1167	1350	1547	1756	1978
	57	90	135	192	263	350	455	578	221	315	432	575	746	948	1184	1457	1756	1978
	1.5	1.5	1.5	1.5	3	3	3	4.5	1.5	1.5	3	3	3	4.5	4.5	4.5	4.5	6
20	66	108	164	236	327	438	553	651	269	388	536	718	895	1048	1213	1389	1578	1778
	49	77	116	165	226	300	390	496	189	270	370	493	640	813	1016	1249	1516	1778
	1.5	1.5	1.5	1.5	1.5	3	3	3	1.5	1.5	1.5	3	3	3	4.5	4.5	4.5	6
21	56	92	140	203	281	376	491	589	230	332	460	617	806	946	1095	1254	1425	1605
	42	67	100	142	195	259	337	428	164	233	320	426	552	702	877	1079	1309	1571
	1.5	1.5	1.5	1.5	1.5	3	3	3	1.5	1.5	1.5	3	3	3	4.5	4.5	4.5	6
22	48	79	121	175	243	326	425	535	198	287	398	534	698	858	993	1138	1292	1456
	37	58	87	124	170	226	293	372	142	203	278	370	480	611	763	938	1139	1366
	1.5	1.5	1.5	1.5	1.5	3	3	3	1.5	1.5	1.5	3	3	3	4.5	4.5	4.5	4.5
23	41	68	105	152	211	283	371	474	172	249	346	465	608	777	904	1036	1177	1327
	32	51	76	108	148	197	256	326	125	177	243	324	420	535	668	821	997	1196
	1.5	1.5	1.5	1.5	1.5	1.5	3	3	1.5	1.5	1.5	1.5	3	3	3	4.5	4.5	4.5
24	35	59	91	132	184	248	325	415	149	217	302	407	532	681	826	947	1076	1213
	28	45	67	95	131	174	226	287	110	156	214	285	370	471	588	723	877	1052
	1.5	1.5	1.5	1.5	1.5	1.5	3	3	1.5	1.5	1.5	1.5	3	3	3	4.5	4.5	4.5
25	30	51	79	116	162	218	286	366	130	190	265	357	468	600	753	869	987	1113
	25	40	59	84	116	154	200	254	97	138	189	252	327	416	520	640	776	931
	1.5	1.5	1.5	1.5	1.5	1.5	3	3	1.5	1.5	1.5	1.5	3	3	3	4.5	4.5	4.5
26	26	45	70	102	142	192	252	323	114	167	234	315	414	530	667	800	909	1025
	22	35	53	75	103	137	177	226	86	123	168	224	291	370	462	569	690	828
	1.5	1.5	1.5	1.5	1.5	1.5	3	3	1.5	1.5	1.5	1.5	3	3	3	4.5	4.5	4.5
27	23	39	61	90	126	170	224	287	100	147	207	279	367	471	592	733	839	946
	20	31	47	67	92	122	158	202	77	110	150	200	260	330	413	508	616	739
	1.5	1.5	1.5	1.5	1.5	1.5	3	3	1.5	1.5	1.5	1.5	1.5	3	3	3	4.5	4.5
28	20	34	54	79	112	151	199	256	88	130	183	248	327	420	528	654	776	876
	18	28	42	60	82	109	142	181	69	98	135	180	233	296	370	455	552	663
	1.5	1.5	1.5	1.5	1.5	1.5	3	3	1.5	1.5	1.5	1.5	1.5	3	3	3	4.5	4.5
29	17	30	48	70	99	135	178	229	78	116	163	221	292	375	473	586	715	813
	16	25	38	54	74	99	128	163	62	88	121	162	210	267	333	410	497	596
	1.5	1.5	1.5	1.5	1.5	1.5	3	3	1.5	1.5	1.5	1.5	1.5	3	3	3	4.5	4.5
30	15	26	42	63	89	121	159	205	69	103	145	198	261	337	425	526	643	756
	14	23	34	49	67	89	116	147	56	80	110	146	189	241	301	370	449	539
	1.5	1.5	1.5	1.5	1.5	1.5	3	3	1.5	1.5	1.5	1.5	1.5	1.5	3	3	3	4.5
32	11	20	33	50	71	97	129	166	54	82	116	159	211	27				

24F V3 1.8E Architectural Stock Depth

Allowable Roof Load Tables

Key - for each clear span there are three numbers:

Row 1: Maximum Total Load with LDF of 1.15, and deflection limited to L/180

Row 2: Maximum Live Load limited by deflection of L/240

Row 3: Required Bearing Length in trimmer thickness
(e.g., 1.5 = 1 trimmer, 3.0 = 2 trimmers, etc.)

These tables can be used to size simple span beams and headers that carry uniform loads. The PLF loads must be calculated and take into account all floor and roof framing loads coming onto the beam or header. Codes do allow live load reductions. See appropriate code sections.

Allowable Loads for Anthony Glulam in Pounds per Linear Foot

Single Span (ft)	3 1/8" Width							5 1/8" Width										
	Depth (in.)							Depth (in.)										
	8 1/4	9 5/8	11	12 3/8	13 3/4	15 1/8	16 1/2	17 7/8	11	12 3/8	13 3/4	15 1/8	16 1/2	17 7/8	19 1/4	20 5/8	22	23 3/8
6	1805	2458	3212	4066	5021	6077	7233	8490	5267	6669	8235	9966	11863	13924	16151	18543	21100	23822
	1805	2458	3212	4066	5021	6077	7233	8490	5267	6669	8235	9966	11863	13924	16151	18543	21100	23822
	3	4.5	4.5	6	7.5	9	12	13.5	4.5	6	7.5	9	12	13.5	16.5	18	21	24
7	1324	1804	2357	2985	3686	4461	5311	6234	3866	4895	6045	7317	8709	10224	11859	13616	15494	17493
	1324	1804	2357	2985	3686	4461	5311	6234	3866	4895	6045	7317	8709	10224	11859	13616	15494	17493
	3	3	4.5	6	6	7.5	9	12	4.5	6	6	7.5	9	12	13.5	15	18	19.5
8	1012	1379	1803	2283	2819	3413	4063	4769	2956	3744	4624	5597	6663	7822	9073	10418	11855	13385
	1012	1379	1803	2283	2819	3413	4063	4769	2956	3744	4624	5597	6663	7822	9073	10418	11855	13385
	3	3	4.5	4.5	6	7.5	9	9	4.5	4.5	6	7.5	9	9	12	13.5	15	16.5
9	798	1088	1422	1801	2225	2694	3207	3765	2333	2954	3649	4418	5260	6175	7163	8225	9361	10569
	798	1088	1422	1801	2225	2694	3207	3765	2333	2954	3649	4418	5260	6175	7163	8225	9361	10569
	3	3	3	4.5	6	6	7.5	9	3	4.5	6	6	7.5	9	10.5	12	13.5	15
10	645	880	1150	1457	1800	2180	2595	3047	1886	2390	2952	3574	4256	4997	5797	6657	7576	8555
	585	880	1150	1457	1800	2180	2595	3047	1886	2390	2952	3574	4256	4997	5797	6657	7576	8555
	1.5	3	3	4.5	4.5	6	6	7.5	3	4.5	4.5	6	6	7.5	9	10.5	12	13.5
11	532	726	949	1202	1486	1799	2142	2515	1556	1972	2437	2950	3513	4125	4787	5497	6256	7057
	439	698	949	1202	1486	1799	2142	2515	1556	1972	2437	2950	3513	4125	4787	5497	6256	7057
	1.5	3	3	3	4.5	4.5	6	7.5	3	3	4.5	4.5	6	7.5	7.5	9	10.5	12
12	444	608	796	1009	1247	1510	1798	2111	1305	1654	2044	2476	2949	3462	4018	4614	5240	5899
	338	538	796	1009	1247	1510	1798	2111	1305	1654	2044	2476	2949	3462	4018	4614	5240	5899
	1.5	3	3	3	4.5	4.5	6	6	3	3	4.5	4.5	6	6	7.5	9	9	10.5
13	348	517	677	858	1060	1284	1530	1797	1110	1407	1739	2106	2509	2947	3419	3915	4442	5002
	266	423	631	858	1060	1284	1530	1797	1035	1407	1739	2106	2509	2947	3419	3915	4442	5002
	1.5	1.5	3	3	4.5	4.5	6	6	3	3	4.5	4.5	6	6	7.5	7.5	9	10.5
14	277	443	582	738	913	1106	1317	1547	955	1211	1497	1813	2160	2537	2935	3359	3812	4292
	213	338	505	719	913	1106	1317	1547	829	1180	1497	1813	2160	2537	2935	3359	3812	4292
	1.5	1.5	3	3	3	4.5	4.5	6	3	3	3	4.5	4.5	6	6	7.5	7.5	9
15	224	359	506	642	794	962	1146	1346	830	1053	1302	1577	1879	2200	2544	2912	3305	3722
	173	275	411	585	794	962	1146	1346	674	959	1302	1577	1879	2200	2544	2912	3305	3722
	1.5	1.5	3	3	3	4.5	4.5	4.5	3	3	3	4.5	4.5	4.5	6	6	7.5	9
16	183	294	442	563	696	844	1005	1181	725	923	1142	1383	1645	1924	2226	2548	2892	3256
	143	227	338	482	661	844	1005	1181	555	790	1084	1383	1645	1924	2226	2548	2892	3256
	1.5	1.5	3	3	3	4.5	4.5	4.5	3	3	3	4.5	4.5	6	6	7.5	7.5	7.5
17	152	244	367	497	615	746	889	1044	602	816	1009	1222	1450	1697	1962	2247	2550	2872
	119	189	282	402	551	734	889	1044	463	659	904	1203	1450	1697	1962	2247	2550	2872
	1.5	1.5	1.5	3	3	3	4.5	4.5	1.5	3	3	3	4.5	4.5	6	6	6	7.5
18	127	204	308	441	548	664	791	930	505	723	898	1084	1287	1506	1742	1995	2265	2551
	100	159	238	338	464	618	791	930	390	555	761	1014	1287	1506	1742	1995	2265	2551
	1.5	1.5	1.5	3	3	3	4.5	4.5	1.5	3	3	3	4.5	4.5	6	6	6	7.5
19	107	172	260	373	490	594	709	833	427	612	803	968	1150	1346	1557	1783	2024	2280
	85	135	202	288	395	525	682	833	332	472	647	862	1119	1346	1557	1783	2024	2280
	1.5	1.5	1.5	3	3	3	4.5	4.5	1.5	3	3	3	4.5	4.5	6	6	6	6
20	91	147	222	319	440	535	638	750	364	522	721	870	1032	1209	1399	1602	1819	2049
	73	116	173	247	338	451	585	744	284	405	555	739	959	1209	1399	1602	1819	2049
	1.5	1.5	1.5	1.5	3	3	3	4.5	1.5	1.5	3	3	3	4.5	4.5	4.5	6	6
21	77	126	190	274	378	484	578	679	312	449	620	785	932	1091	1263	1447	1643	1851
	63	100	150	213	292	389	505	642	246	350	480	638	829	1054	1263	1447	1643	1851
	1.5	1.5	1.5	1.5	3	3	3	4.5	1.5	1.5	3	3	3	4.5	4.5	4.5	6	6
22	66	108	164	237	327	439	525	618	269	388	537	712	845	990	1146	1313	1491	1680
	55	87	130	185	254	338	439	559	214	304	417	555	721	916	1144	1313	1491	1680
	1.5	1.5	1.5	1.5	3	3	3	3	1.5	1.5	3	3	3	4.5	4.5	4.5	4.5	6
23	57	94	143	206	285	382	479	564	234	338	468	627	770	902	1044	1196	1358	1531
	48	76	114	162	223	296	385	489	187	266	365	486	631	802	1002	1196	1358	1531
	1.5	1.5	1.5	1.5	1.5	3	3	3	1.5	1.5	1.5	3	3	3	4.5	4.5	4.5	6
24	49	81	124	180	250	335	437	515	204	295	409	549	703	824	954	1094	1242	1400
	42	67	100	143	196	261	338	430	164	234	321	428	555	706	882	1084	1242	1400
	1.5	1.5	1.5	1.5	1.5	3	3	3	1.5	1.5	1.5	3	3	3	4.5	4.5	4.5	4.5
25	43	71	109	158	219	295	385	473	179	259	360	483	632	756	875	1003	1140	1285
	37	59	89	126	173	231	299	381	146	207	284	378	491	624	780	959	1140	1285
	1.5	1.5	1.5	1.5	1.5	3	3	3	1.5	1.5	1.5	3	3	3	3	4.5	4.5	4.5
26	37	62	96	139	194	261	341	435	157	228	318	427	559	696	806	924	1050	1183
	33	53	79	112	154	205	266	338	129	184	253	336	437	555	693	853	1035	1183
	1.5	1.5	1.5	1.5	1.5	1.5	3	3	1.5	1.5	1.5	1.5	3	3	3	4.5	4.5	4.5
27	33	55	85	123	172	231	303	388	139	202	282	379	497	636	744	853	969	1093
	30	47	70	100	138	183	238	302	116	164	226	300	390	496	619	761	924	1093
	1.5	1.5	1.5	1.5	1.5	1.5	3	3	1.5	1.5	1.5	1.5	3	3	3	4.5	4.5	4.5
28	29	48	75	109	153	206	270	346	123	179	251	338	443	568	688	790	897	1012
	27	42	63	90	123	164	213	271	104	147	202	269	350	444	555	683	829	994
	1.5	1.5	1.5	1.5	1.5	1.5	3	3	1.5	1.5	1.5	1.5	3	3	3	3	4.5	4.5
29	25	43	66	97	136	184	242	310	109	160	224	302	397	509	639	733	833	939
	24	38	57	81	111	148	192	244	93	133	182	242	315	400	500	615	746	895
	1.5	1.5	1.5	1.5	1.5	1.5	3	3	1.5	1.5	1.5	1.5	3	3	3	3	4.5	4.5
30	22	38	59	87	122	165	217	279	97	143	200	271	356	457	575	682	775	874
	22	34	51	73	100	133	173	220	84	120	164	219	284	3				

24F V3 1.8E Architectural Stock Depth

Allowable Roof Load Tables

Key - for each clear span there are three numbers:

Row 1: Maximum Total Load with LDF of 1.25, and deflection limited to L/180

Row 2: Maximum Live Load limited by deflection of L/240

Row 3: Required Bearing Length in trimmer thickness
(e.g., 1.5 = 1 trimmer, 3.0 = 2 trimmers, etc.)

These tables can be used to size simple span beams and headers that carry uniform loads. The PLF loads must be calculated and take into account all floor and roof framing loads coming onto the beam or header. Codes do allow live load reductions. See appropriate code sections.

Allowable Loads for Anthony Glulam in Pounds per Linear Foot

Single Span (ft)	3 1/8" Width							5 1/8" Width										
	Depth (in.)							Depth (in.)										
	8 1/4	9 5/8	11	12 3/8	13 3/4	15 1/8	16 1/2	17 7/8	11	12 3/8	13 3/4	15 1/8	16 1/2	17 7/8	19 1/4	20 5/8	22	23 3/8
6	1962	2672	3492	4421	5459	6607	7864	9230	5727	7250	8953	10835	12896	15137	17558	20158	22937	25896
	1962	2672	3492	4421	5459	6607	7864	9230	5727	7250	8953	10835	12896	15137	17558	20158	22937	25896
	3	4.5	6	7.5	9	10.5	12	15	6	7.5	9	10.5	12	15	18	21	24	27
7	1440	1961	2563	3245	4008	4850	5774	6777	4203	5322	6572	7955	9469	11115	12893	14802	16844	19017
	1440	1961	2563	3245	4008	4850	5774	6777	4203	5322	6572	7955	9469	11115	12893	14802	16844	19017
	3	4.5	4.5	6	7.5	9	10.5	12	4.5	6	7.5	9	10.5	12	15	16.5	19.5	22.5
8	1101	1500	1960	2482	3066	3711	4417	5185	3215	4071	5028	6085	7244	8504	9865	11326	12889	14552
	1101	1500	1960	2482	3066	3711	4417	5185	3215	4071	5028	6085	7244	8504	9865	11326	12889	14552
	3	3	4.5	4.5	6	7.5	9	10.5	4.5	4.5	6	7.5	9	10.5	12	13.5	16.5	18
9	868	1183	1547	1959	2420	2929	3487	4094	2537	3213	3968	4804	5719	6714	7789	8943	10177	11491
	802	1183	1547	1959	2420	2929	3487	4094	2537	3213	3968	4804	5719	6714	7789	8943	10177	11491
	3	3	4.5	4.5	6	7.5	7.5	9	4.5	4.5	6	7.5	7.5	9	10.5	12	13.5	16.5
10	702	957	1251	1585	1958	2370	2822	3313	2052	2599	3211	3887	4628	5434	6304	7238	8238	9302
	585	929	1251	1585	1958	2370	2822	3313	2052	2599	3211	3887	4628	5434	6304	7238	8238	9302
	3	3	3	4.5	4.5	6	7.5	9	3	4.5	4.5	6	7.5	9	9	10.5	12	15
11	579	789	1032	1308	1616	1957	2330	2736	1693	2145	2650	3209	3821	4486	5205	5977	6803	7674
	439	698	1032	1308	1616	1957	2330	2736	1693	2145	2650	3209	3821	4486	5205	5977	6803	7674
	1.5	3	3	4.5	4.5	6	6	7.5	3	4.5	4.5	6	6	7.5	9	10.5	12	13.5
12	444	662	866	1097	1356	1642	1955	2296	1420	1800	2224	2693	3207	3766	4369	5018	5698	6415
	338	538	802	1097	1356	1642	1955	2296	1316	1800	2224	2693	3207	3766	4369	5018	5698	6415
	1.5	3	3	3	4.5	4.5	6	7.5	3	3	4.5	4.5	6	7.5	7.5	9	10.5	12
13	348	556	736	933	1154	1397	1664	1954	1208	1531	1892	2291	2729	3205	3719	4258	4831	5439
	266	423	631	899	1154	1397	1664	1954	1035	1474	1892	2291	2729	3205	3719	4258	4831	5439
	1.5	3	3	3	4.5	4.5	6	6	3	3	4.5	4.5	6	6	7.5	9	9	10.5
14	277	443	634	803	993	1203	1433	1683	1039	1318	1629	1973	2350	2760	3192	3654	4146	4668
	213	338	505	719	987	1203	1433	1683	829	1180	1618	1973	2350	2760	3192	3654	4146	4668
	1.5	1.5	3	3	4.5	4.5	6	6	3	3	4.5	4.5	6	6	7.5	7.5	9	10.5
15	224	359	538	699	864	1046	1246	1464	883	1146	1416	1716	2044	2394	2768	3168	3595	4048
	173	275	411	585	802	1046	1246	1464	674	959	1316	1716	2044	2394	2768	3168	3595	4048
	1.5	1.5	3	3	3	4.5	4.5	6	3	3	3	4.5	4.5	6	6	7.5	7.5	9
16	183	294	442	613	758	918	1094	1285	725	1005	1243	1506	1790	2094	2421	2772	3146	3542
	143	227	338	482	661	880	1094	1285	555	790	1084	1443	1790	2094	2421	2772	3146	3542
	1.5	1.5	3	3	3	4.5	4.5	6	3	3	3	4.5	4.5	6	6	7.5	7.5	9
17	152	244	367	525	670	812	967	1137	602	861	1098	1330	1578	1846	2135	2445	2775	3125
	119	189	282	402	551	734	952	1137	463	659	904	1203	1562	1846	2135	2445	2775	3125
	1.5	1.5	1.5	3	3	4.5	4.5	4.5	1.5	3	3	4.5	4.5	4.5	6	6	7.5	7.5
18	127	204	308	441	596	723	861	1012	505	723	978	1181	1401	1639	1896	2171	2464	2776
	100	159	238	338	464	618	802	1012	390	555	761	1014	1316	1639	1896	2171	2464	2776
	1.5	1.5	1.5	3	3	3	4.5	4.5	1.5	3	3	3	4.5	4.5	6	6	7.5	7.5
19	107	172	260	373	515	647	772	907	427	612	844	1054	1251	1465	1695	1940	2203	2481
	85	135	202	288	395	525	682	867	332	472	647	862	1119	1422	1695	1940	2203	2481
	1.5	1.5	1.5	3	3	3	4.5	4.5	1.5	3	3	3	4.5	4.5	4.5	6	6	7.5
20	91	147	222	319	440	583	695	817	364	522	721	947	1124	1316	1523	1744	1980	2230
	73	116	173	247	338	451	585	744	284	405	555	739	959	1220	1523	1744	1980	2230
	1.5	1.5	1.5	1.5	3	3	4.5	4.5	1.5	1.5	3	3	4.5	4.5	4.5	6	6	7.5
21	77	126	190	274	378	506	629	740	312	449	620	830	1015	1189	1375	1575	1788	2015
	63	100	150	213	292	389	505	642	246	350	480	638	829	1054	1316	1575	1788	2015
	1.5	1.5	1.5	1.5	3	3	3	4.5	1.5	1.5	3	3	3	4.5	4.5	4.5	6	6
22	66	108	164	237	327	439	572	673	269	388	537	719	921	1078	1248	1429	1623	1829
	55	87	130	185	254	338	439	559	214	304	417	555	721	916	1144	1408	1623	1829
	1.5	1.5	1.5	1.5	3	3	3	4.5	1.5	1.5	3	3	3	4.5	4.5	4.5	6	6
23	57	94	143	206	285	382	499	614	234	338	468	627	818	982	1137	1302	1479	1666
	48	76	114	162	223	296	385	489	187	266	365	486	631	802	1002	1232	1479	1666
	1.5	1.5	1.5	1.5	1.5	3	3	4.5	1.5	1.5	1.5	3	3	4.5	4.5	4.5	6	6
24	49	81	124	180	250	335	437	559	204	295	409	549	717	898	1040	1191	1353	1525
	42	67	100	143	196	261	338	430	164	234	321	428	555	706	882	1084	1316	1525
	1.5	1.5	1.5	1.5	1.5	3	3	3	1.5	1.5	1.5	3	3	3	4.5	4.5	4.5	6
25	43	71	109	158	219	295	385	493	179	259	360	483	632	808	954	1093	1242	1400
	37	59	89	126	173	231	299	381	146	207	284	378	491	624	780	959	1164	1396
	1.5	1.5	1.5	1.5	1.5	3	3	3	1.5	1.5	1.5	3	3	3	4.5	4.5	4.5	6
26	37	62	96	139	194	261	341	436	157	228	318	427	559	715	878	1007	1143	1289
	33	53	79	112	154	205	266	338	129	184	253	336	437	555	693	853	1035	1241
	1.5	1.5	1.5	1.5	1.5	3	3	3	1.5	1.5	1.5	1.5	3	3	4.5	4.5	4.5	6
27	33	55	85	123	172	231	303	388	139	202	282	379	497	636	799	929	1056	1191
	30	47	70	100	138	183	238	302	116	164	226	300	390	496	619	761	924	1109
	1.5	1.5	1.5	1.5	1.5	1.5	3	3	1.5	1.5	1.5	1.5	3	3	3	4.5	4.5	4.5
28	29	48	75	109	153	206	270	346	123	179	251	338	443	568	713	861	978	1103
	27	42	63	90	123	164	213	271	104	147	202	269	350	444	555	683	829	994
	1.5	1.5	1.5	1.5	1.5	1.5	3	3	1.5	1.5	1.5	1.5	3	3	3	4.5	4.5	4.5
29	25	43	66	97	136	184	242	310	109	160	224	302	397	509	639	791	908	1024
	24	38	57	81	111	148	192	244	93	133	182	242	315	400	500	615	746	895
	1.5	1.5	1.5	1.5	1.5	1.5	3	3	1.5	1.5	1.5	1.5	3	3	3	4.5	4.5	4.5
30	22	38	59	87	122	165	217	279	97	143	200	271	356	457	575	712	845	953
	22	34	51	73	100	133	173											

24F V3 1.8E Architectural Stock Depth

Allowable Floor Load Tables

Key - for each clear span there are three numbers:

Row 1: Maximum Total Load with LDF of 1.0, and deflection limited to L/240

Row 2: Maximum Live Load limited by deflection of L/360

Row 3: Required Bearing Length in trimmer thickness
(e.g., 1.5 = 1 trimmer, 3.0 = 2 trimmers, etc.)

These tables can be used to size simple span beams and headers that carry uniform loads. The PLF loads must be calculated and take into account all floor and roof framing loads coming onto the beam or header. Codes do allow live load reductions. See appropriate code sections.

Allowable Loads for Anthony Glulam in Pounds per Linear Foot

Single Span (ft)	6 3/4" Width															
	Depth (in.)															
	8 1/4	9 5/8	11	12 3/8	13 3/4	15 1/8	16 1/2	17 7/8	19 1/4	20 5/8	22	23 3/8	24 3/4	26 1/8	27 1/2	28 7/8
6	3388	4614	6030	7634	9428	11411	13582	15943	18493	21232	24160	27277	30583	34078	37762	41635
	3388	4614	6030	7634	9428	11411	13582	15943	18493	21232	24160	27277	30583	34078	37762	41635
	3	3	4.5	6	7.5	9	10.5	12	13.5	16.5	18	21	24	27	31.5	34.5
7	2485	3386	4425	5603	6920	8376	9971	11705	13577	15589	17739	20029	22457	25024	27722	30491
	2456	3386	4425	5603	6920	8376	9971	11705	13577	15589	17739	20029	22457	25024	27722	30491
	3	3	4.5	4.5	6	7.5	9	10.5	12	13.5	15	16.5	19.5	22.5	25.5	27
8	1899	2588	3383	4284	5292	6406	7627	8954	10387	11926	13572	15325	17154	19063	21071	23177
	1645	2588	3383	4284	5292	6406	7627	8954	10387	11926	13572	15325	17154	19063	21071	23177
	3	3	3	4.5	4.5	6	7.5	9	10.5	12	13.5	15	16.5	18	21	22.5
9	1497	2041	2669	3381	4176	5056	6020	7068	8200	9415	10697	12042	13464	14964	16540	18194
	1155	1835	2669	3381	4176	5056	6020	7068	8200	9415	10697	12042	13464	14964	16540	18194
	1.5	3	3	4.5	4.5	6	6	7.5	9	10.5	12	12	15	16.5	18	19.5
10	1210	1650	2158	2734	3378	4090	4870	5719	6633	7591	8611	9694	10840	12048	13318	14649
	842	1337	1997	2734	3378	4090	4870	5719	6633	7591	8611	9694	10840	12048	13318	14649
	1.5	3	3	3	4.5	4.5	6	7.5	9	10.5	10.5	12	15	15	18	16.5
11	934	1361	1780	2256	2787	3375	4020	4714	5449	6237	7076	7966	8908	9901	10945	12040
	633	1005	1500	2136	2787	3375	4020	4714	5449	6237	7076	7966	8908	9901	10945	12040
	1.5	3	3	3	4.5	4.5	6	6	7.5	7.5	9	10.5	12	12	13.5	15
12	716	1140	1492	1892	2338	2832	3367	3939	4553	5212	5913	6658	7445	8276	9149	10064
	487	774	1155	1645	2257	2832	3367	3939	4553	5212	5913	6658	7445	8276	9149	10064
	1.5	1.5	3	3	3	4.5	4.5	6	6	7.5	7.5	9	10.5	12	12	13.5
13	560	896	1269	1608	1989	2406	2853	3338	3859	4417	5012	5644	6312	7016	7757	8533
	383	609	909	1294	1775	2362	2853	3338	3859	4417	5012	5644	6312	7016	7757	8533
	1.5	1.5	3	3	3	4.5	4.5	6	6	7.5	7.5	9	9	10.5	12	12
14	445	714	1071	1384	1711	2063	2447	2863	3310	3789	4300	4842	5416	6020	6656	7323
	307	487	728	1036	1421	1891	2447	2863	3310	3789	4300	4842	5416	6020	6656	7323
	1.5	1.5	3	3	3	4.5	4.5	6	6	7.5	7.5	9	9	10.5	12	12
15	359	577	867	1203	1482	1787	2120	2481	2869	3285	3728	4198	4695	5220	5772	6350
	250	396	592	842	1155	1538	1997	2481	2869	3285	3728	4198	4695	5220	5772	6350
	1.5	1.5	1.5	3	3	3	4.5	4.5	6	6	7.5	7.5	9	10.5	10.5	10.5
16	293	472	711	1018	1295	1562	1854	2169	2509	2873	3261	3672	4108	4567	5050	5557
	206	327	487	694	952	1267	1645	2092	2509	2873	3261	3672	4108	4567	5050	5557
	1.5	1.5	1.5	3	3	3	4.5	4.5	6	6	7.5	7.5	9	9	10.5	10.5
17	242	391	589	845	1141	1376	1633	1912	2212	2533	2875	3238	3623	4028	4454	4901
	171	272	406	579	794	1056	1372	1744	2178	2533	2875	3238	3623	4028	4454	4901
	1.5	1.5	1.5	1.5	3	3	4.5	4.5	6	6	7.5	7.5	9	9	9	9
18	202	326	493	709	978	1221	1449	1697	1963	2249	2553	2875	3217	3577	3956	4353
	144	229	342	487	669	890	1155	1469	1835	2249	2553	2875	3217	3577	3956	4353
	1.5	1.5	1.5	1.5	3	3	4.5	4.5	6	6	7.5	7.5	9	9	9	9
19	169	275	417	599	828	1090	1294	1515	1754	2009	2281	2569	2875	3197	3536	3891
	123	195	291	414	569	757	982	1249	1560	1919	2281	2569	2875	3197	3536	3891
	1.5	1.5	1.5	1.5	3	3	4.5	4.5	6	6	7.5	7.5	9	9	9	9
20	143	233	354	510	706	945	1162	1361	1575	1804	2049	2309	2583	2873	3178	3498
	105	167	250	355	487	649	842	1071	1337	1645	1997	2309	2583	2873	3178	3498
	1.5	1.5	1.5	1.5	3	3	4.5	4.5	6	6	7.5	7.5	9	9	9	9
21	121	199	303	438	606	813	1049	1228	1422	1629	1850	2085	2333	2595	2871	3160
	91	144	216	307	421	560	728	925	1155	1421	1725	2069	2333	2595	2871	3160
	1.5	1.5	1.5	1.5	3	3	4.5	4.5	6	6	7.5	7.5	9	9	9	9
22	104	171	261	378	524	703	919	1114	1289	1477	1678	1891	2117	2355	2605	2867
	79	126	188	267	366	487	633	805	1005	1236	1500	1799	2117	2355	2605	2867
	1.5	1.5	1.5	1.5	3	3	4.5	4.5	6	6	7.5	7.5	9	9	9	9
23	89	147	226	328	456	612	801	1014	1174	1346	1528	1723	1929	2145	2374	2613
	69	110	164	234	320	427	554	704	879	1082	1313	1575	1869	2145	2374	2613
	1.5	1.5	1.5	1.5	3	3	4.5	4.5	6	6	7.5	7.5	9	9	9	9
24	76	128	197	286	398	536	701	897	1073	1230	1397	1575	1764	1962	2171	2390
	61	97	144	206	282	375	487	620	774	952	1155	1386	1645	1935	2171	2390
	1.5	1.5	1.5	1.5	3	3	4.5	4.5	6	6	7.5	7.5	9	9	9	9
25	66	111	172	250	349	471	617	790	984	1128	1282	1445	1618	1801	1993	2194
	54	86	128	182	250	332	431	548	685	842	1022	1226	1455	1712	1993	2194
	1.5	1.5	1.5	1.5	3	3	4.5	4.5	6	6	7.5	7.5	9	9	9	9
26	57	97	150	220	308	415	545	698	878	1038	1180	1330	1490	1658	1835	2021
	48	76	114	162	222	295	383	487	609	749	909	1090	1294	1522	1775	2021
	1.5	1.5	1.5	1.5	3	3	4.5	4.5	6	6	7.5	7.5	9	9	9	9
27	49	84	132	194	272	368	483	620	780	958	1089	1228	1376	1531	1695	1866
	43	68	101	144	198	264	342	435	544	669	811	973	1155	1359	1585	1835
	1.5	1.5	1.5	1.5	3	3	4.5	4.5	6	6	7.5	7.5	9	9	9	9
28	42	74	116	172	241	327	430	553	696	862	1008	1137	1273	1418	1569	1728
	38	61	91	129	178	236	307	390	487	600	728	873	1036	1218	1421	1645
	1.5	1.5	1.5	1.5	3	3	4.5	4.5	6	6	7.5	7.5	9	9	9	9
29	37	65	103	152	215	292	384	494	623	772	935	1055	1182	1316	1457	1605
	35	55	82	117	160	213	276	351	439	540	655	786	932	1097	1279	1481
	1.5	1.5	1.5	1.5	3	3	4.5	4.5	6	6	7.5	7.5	9	9	9	9
30	32	57	91	135	191	261	344	443	559	693	847	981	1100	1224	1356	1493
	31	50	74	105	144	192	250	317	396	487	592	710	842	991	1155	1337
	1.5	1.5	1.5	1.5	3	3	4.5	4.5	6	6	7.5	7.5	9	9	9	9
32	23	44	71	108	153	210	278	359	455	565	691	834	958	1067	1181	1302
	23	41	61	87	119	158	206	261	327	402	487	585	694	816	952	1102
	1.5	1.5	1.5	1.5	3	3	4.5	4.5	6	6	7.5	7.5	9	9	9	9

24F V3 1.8E Architectural Stock Depth

Allowable Roof Load Tables

Key - for each clear span there are three numbers:

Row 1: Maximum Total Load with LDF of 1.15, and deflection limited to L/180

Row 2: Maximum Live Load limited by deflection of L/240

Row 3: Required Bearing Length in trimmer thickness
(e.g., 1.5 = 1 trimmer, 3.0 = 2 trimmers, etc.)

These tables can be used to size simple span beams and headers that carry uniform loads. The PLF loads must be calculated and take into account all floor and roof framing loads coming onto the beam or header. Codes do allow live load reductions. See appropriate code sections.

Allowable Loads for Anthony Glulam in Pounds per Linear Foot

Single Span (ft)	6 3/4" Width															
	Depth (in.)															
	8 1/4	9 5/8	11	12 3/8	13 3/4	15 1/8	16 1/2	17 7/8	19 1/4	20 5/8	22	23 3/8	24 3/4	26 1/8	27 1/2	28 7/8
6	3899	5309	6937	8783	10846	13126	15624	18339	21272	24422	27790	31375	35177	39197	43434	47889
	3899	5309	6937	8783	10846	13126	15624	18339	21272	24422	27790	31375	35177	39197	43434	47889
	3	4.5	4.5	6	7.5	9	12	13.5	16.5	18	21	24	28.5	31.5	36	42
7	2860	3896	5092	6447	7962	9637	11471	13465	15619	17933	20406	23039	25832	28785	31888	35073
	2860	3896	5092	6447	7962	9637	11471	13465	15619	17933	20406	23039	25832	28785	31888	35073
	3	3	4.5	6	6	7.5	9	12	13.5	15	18	19.5	22.5	25.5	28.5	33
8	2186	2979	3893	4931	6090	7371	8775	10302	11950	13721	15614	17630	19733	21930	24240	26661
	2186	2979	3893	4931	6090	7371	8775	10302	11950	13721	15614	17630	19733	21930	24240	26661
	3	3	4.5	4.5	6	7.5	9	9	12	13.5	15	16.5	19.5	21	24	27
9	1724	2350	3072	3891	4806	5819	6927	8133	9435	10833	12308	13855	15491	17215	19029	20931
	1724	2350	3072	3891	4806	5819	6927	8133	9435	10833	12308	13855	15491	17215	19029	20931
	3	3	3	4.5	6	6	7.5	9	10.5	12	13.5	15	16.5	18	21	22.5
10	1394	1900	2485	3147	3888	4708	5605	6581	7633	8735	9909	11155	12473	13862	15323	16855
	1263	1900	2485	3147	3888	4708	5605	6581	7633	8735	9909	11155	12473	13862	15323	16855
	1.5	3	3	4.5	4.5	6	6	7.5	9	10.5	12	13.5	15	16.5	18	19.5
11	1149	1567	2050	2597	3209	3886	4627	5426	6272	7178	8143	9167	10251	11393	12594	13854
	949	1507	2050	2597	3209	3886	4627	5426	6272	7178	8143	9167	10251	11393	12594	13854
	1.5	3	3	3	4.5	4.5	6	7.5	9	10.5	12	13.5	15	16.5	18	18
12	960	1314	1719	2179	2693	3261	3877	4534	5242	5999	6806	7663	8569	9524	10529	11582
	731	1161	1719	2179	2693	3261	3877	4534	5242	5999	6806	7663	8569	9524	10529	11582
	1.5	3	3	3	4.5	4.5	6	6	7.5	9	10.5	12	13.5	15	16.5	16.5
13	752	1117	1462	1853	2291	2771	3285	3843	4443	5086	5770	6497	7265	8076	8928	9821
	575	913	1363	1853	2291	2771	3285	3843	4443	5086	5770	6497	7265	8076	8928	9821
	1.5	1.5	3	3	4.5	4.5	6	6	7.5	9	9	10.5	12	13.5	15	15
14	599	957	1258	1595	1971	2376	2818	3297	3812	4363	4951	5575	6235	6931	7662	8430
	460	731	1091	1554	1971	2376	2818	3297	3812	4363	4951	5575	6235	6931	7662	8430
	1.5	1.5	3	3	4.5	4.5	6	6	7.5	7.5	9	10.5	10.5	12	13.5	13.5
15	484	775	1093	1386	1708	2059	2443	2858	3305	3783	4293	4834	5407	6010	6645	7311
	374	594	887	1263	1708	2059	2443	2858	3305	3783	4293	4834	5407	6010	6645	7311
	1.5	1.5	3	3	4.5	4.5	6	6	7.5	7.5	9	9	10.5	12	12	12
16	396	635	955	1214	1493	1801	2136	2499	2891	3309	3756	4230	4731	5260	5815	6398
	308	490	731	1041	1428	1801	2136	2499	2891	3309	3756	4230	4731	5260	5815	6398
	1.5	1.5	3	3	4.5	4.5	6	6	7.5	7.5	9	9	10.5	12	12	12
17	328	527	793	1069	1316	1587	1883	2204	2549	2918	3312	3730	4173	4639	5130	5644
	257	408	610	868	1191	1585	1883	2204	2549	2918	3312	3730	4173	4639	5130	5644
	1.5	1.5	1.5	3	3	4.5	4.5	6	6	7.5	7.5	9	9	10.5	10.5	10.5
18	274	441	665	948	1167	1408	1671	1956	2263	2591	2942	3313	3706	4121	4557	5014
	217	344	514	731	1003	1335	1671	1956	2263	2591	2942	3313	3706	4121	4557	5014
	1.5	1.5	1.5	3	3	4.5	4.5	6	6	7.5	7.5	9	9	10.5	10.5	10.5
19	231	372	562	806	1042	1258	1493	1748	2022	2316	2629	2961	3313	3684	4074	4483
	184	292	437	622	853	1135	1474	1748	2022	2316	2629	2961	3313	3684	4074	4483
	1.5	1.5	1.5	3	3	4.5	4.5	6	6	7.5	7.5	9	9	10.5	9	9
20	195	317	479	688	936	1129	1341	1570	1817	2081	2362	2661	2978	3311	3662	4030
	158	251	374	533	731	973	1263	1570	1817	2081	2362	2661	2978	3311	3662	4030
	1.5	1.5	1.5	1.5	3	3	4.5	4.5	6	6	7.5	7.5	9	9	9	9
21	167	271	411	591	817	1019	1210	1417	1640	1879	2134	2404	2690	2992	3309	3641
	136	217	323	460	632	841	1091	1388	1640	1879	2134	2404	2690	2992	3309	3641
	1.5	1.5	1.5	1.5	3	3	4.5	4.5	6	6	7.5	7.5	9	9	9	9
22	143	234	355	511	707	924	1098	1285	1488	1705	1936	2181	2441	2715	3003	3305
	119	188	281	400	549	731	949	1207	1488	1705	1936	2181	2441	2715	3003	3305
	1.5	1.5	1.5	1.5	3	3	4.5	4.5	6	6	7.5	7.5	9	9	9	9
23	123	202	308	445	616	825	999	1171	1355	1553	1764	1988	2225	2474	2737	3013
	104	165	246	350	481	640	831	1056	1319	1553	1764	1988	2225	2474	2737	3013
	1.5	1.5	1.5	1.5	3	3	4.5	4.5	6	6	7.5	7.5	9	9	9	9
24	107	176	269	389	539	723	913	1070	1239	1420	1613	1818	2035	2264	2504	2757
	91	145	217	308	423	563	731	930	1161	1420	1613	1818	2035	2264	2504	2757
	1.5	1.5	1.5	1.5	3	3	4.5	4.5	6	6	7.5	7.5	9	9	9	9
25	93	154	235	341	474	637	832	982	1137	1303	1480	1669	1868	2078	2299	2531
	81	128	192	273	374	498	647	822	1027	1263	1480	1669	1868	2078	2299	2531
	1.5	1.5	1.5	1.5	3	3	4.5	4.5	6	6	7.5	7.5	9	9	9	9
26	81	135	207	301	419	563	737	903	1046	1199	1363	1536	1720	1914	2118	2332
	72	114	170	243	333	443	575	731	913	1123	1363	1536	1720	1914	2118	2332
	1.5	1.5	1.5	1.5	3	3	4.5	4.5	6	6	7.5	7.5	9	9	9	9
27	71	118	183	266	371	500	655	834	966	1107	1258	1419	1589	1768	1956	2154
	64	102	152	217	297	396	514	653	815	1003	1217	1419	1589	1768	1956	2154
	1.5	1.5	1.5	1.5	3	3	4.5	4.5	6	6	7.5	7.5	9	9	9	9
28	62	104	162	236	330	445	584	748	894	1025	1165	1314	1471	1637	1812	1996
	58	91	136	194	266	355	460	585	731	899	1091	1309	1471	1637	1812	1996
	1.5	1.5	1.5	1.5	3	3	4.5	4.5	6	6	7.5	7.5	9	9	9	9
29	54	92	144	210	295	398	522	670	829	951	1081	1220	1366	1520	1683	1853
	52	82	123	175	240	319	414	527	658	809	982	1178	1366	1520	1683	1853
	1.5	1.5	1.5	1.5	3	3	4.5	4.5	6	6	7.5	7.5	9	9	9	9
30	47	81	128	188	264	357	469	602	757	885	1006	1135	1271	1415	1567	1725
	47	74	111	158	217	288	374	476	594	731	887	1064	1263	1415	1567	1725
	1.5	1.5	1.5	1.5	3	3	4.5	4.5	6	6	7.5	7.5	9	9	9	9
32	36	64	102	151	213	289	381	490	618	766	876	989	1108	1234	1366	1505
	36	61	91	130	179	238	308	392	490	602	731	877	1041	1224	1366	1505
	1.5	1.5	1.5	1.5	3	3	4.5	4.5	6	6	7.5	7.5	9	9	9	9

24F V3 1.8E Architectural Stock Depth

Allowable Roof Load Tables

Key - for each clear span there are three numbers:

Row 1: Maximum Total Load with LDF of 1.25, and deflection limited to L/180

Row 2: Maximum Live Load limited by deflection of L/240

Row 3: Required Bearing Length in trimmer thickness
(e.g., 1.5 = 1 trimmer, 3.0 = 2 trimmers, etc.)

These tables can be used to size simple span beams and headers that carry uniform loads. The PLF loads must be calculated and take into account all floor and roof framing loads coming onto the beam or header. Codes do allow live load reductions. See appropriate code sections.

Allowable Loads for Anthony Glulam in Pounds per Linear Foot

Single Span (ft)	6 3/4" Width															
	Depth (in.)															
	8 1/4	9 5/8	11	12 3/8	13 3/4	15 1/8	16 1/2	17 7/8	19 1/4	20 5/8	22	23 3/8	24 3/4	26 1/8	27 1/2	28 7/8
6	4239	5772	7542	9549	11791	14270	16985	19937	23125	26549	30210	34107	38240	42609	47215	52058
	4239	5772	7542	9549	11791	14270	16985	19937	23125	26549	30210	34107	38240	42609	47215	52058
	3	4.5	6	7.5	9	10.5	12	15	18	21	24	27	31.5	36	40.5	46.5
7	3110	4236	5536	7009	8656	10477	12471	14639	16980	19496	22184	25047	28083	31292	34665	38127
	3110	4236	5536	7009	8656	10477	12471	14639	16980	19496	22184	25047	28083	31292	34665	38127
	3	4.5	4.5	6	7.5	9	10.5	12	15	16.5	19.5	22.5	25.5	28.5	33	36
8	2378	3239	4234	5361	6622	8015	9541	11200	12992	14917	16975	19166	21453	23841	26352	28984
	2378	3239	4234	5361	6622	8015	9541	11200	12992	14917	16975	19166	21453	23841	26352	28984
	3	3	4.5	4.5	6	7.5	9	10.5	12	13.5	16.5	18	21	24	27	30
9	1876	2556	3341	4231	5227	6327	7532	8843	10258	11779	13381	15063	16842	18717	20688	22756
	1733	2556	3341	4231	5227	6327	7532	8843	10258	11779	13381	15063	16842	18717	20688	22756
	3	3	4.5	4.5	6	7.5	7.5	9	10.5	12	13.5	16.5	18	21	22.5	25.5
10	1516	2067	2702	3423	4229	5120	6095	7156	8300	9498	10774	12129	13561	15072	16660	18325
	1263	2006	2702	3423	4229	5120	6095	7156	8300	9498	10774	12129	13561	15072	16660	18325
	3	3	3	4.5	4.5	6	7.5	9	10.5	12	13.5	16.5	18	21	19.5	22.5
11	1251	1705	2230	2825	3490	4226	5032	5901	6821	7805	8855	9968	11146	12388	13694	15063
	949	1507	2230	2825	3490	4226	5032	5901	6821	7805	8855	9968	11146	12388	13694	15063
	1.5	3	3	4.5	4.5	6	6	7.5	9	10.5	10.5	12	13.5	16.5	18	19.5
12	960	1430	1871	2370	2929	3547	4216	4931	5701	6524	7402	8333	9318	10356	11448	12594
	731	1161	1733	2370	2929	3547	4216	4931	5701	6524	7402	8333	9318	10356	11448	12594
	1.5	3	3	3	4.5	4.5	6	7.5	9	10.5	12	13.5	15	16.5	18	18
13	752	1200	1591	2016	2492	3014	3574	4180	4833	5531	6275	7065	7901	8782	9708	10680
	575	913	1363	1941	2492	3014	3574	4180	4833	5531	6275	7065	7901	8782	9708	10680
	1.5	3	3	3	4.5	4.5	6	6	7.5	9	9	10.5	12	13.5	15	16.5
14	599	957	1369	1735	2145	2585	3066	3586	4146	4746	5385	6064	6781	7537	8333	9167
	460	731	1091	1554	2132	2585	3066	3586	4146	4746	5385	6064	6781	7537	8333	9167
	1.5	1.5	3	3	4.5	4.5	6	7.5	7.5	9	9	10.5	12	13.5	15	15
15	484	775	1163	1509	1858	2241	2658	3109	3595	4115	4670	5258	5881	6537	7227	7951
	374	594	887	1263	1733	2241	2658	3109	3595	4115	4670	5258	5881	6537	7227	7951
	1.5	1.5	3	3	4.5	4.5	6	6	7.5	7.5	9	10.5	10.5	12	13.5	15
16	396	635	955	1321	1625	1960	2324	2720	3145	3601	4086	4601	5146	5721	6325	6959
	308	490	731	1041	1428	1901	2324	2720	3145	3601	4086	4601	5146	5721	6325	6959
	1.5	1.5	3	3	4.5	4.5	6	6	7.5	7.5	9	9	10.5	12	12	12
17	328	527	793	1135	1432	1727	2049	2398	2773	3175	3604	4059	4540	5047	5580	6140
	257	408	610	868	1191	1585	2049	2398	2773	3175	3604	4059	4540	5047	5580	6140
	1.5	1.5	1.5	3	3	4.5	4.5	6	6	7.5	7.5	9	9	10.5	12	12
18	274	441	665	952	1271	1533	1819	2129	2463	2820	3201	3605	4033	4484	4958	5455
	217	344	514	731	1003	1335	1733	2129	2463	2820	3201	3605	4033	4484	4958	5455
	1.5	1.5	1.5	3	3	4.5	4.5	6	6	7.5	7.5	9	9	10.5	10.5	10.5
19	231	372	562	806	1112	1369	1625	1902	2201	2520	2861	3222	3605	4008	4432	4877
	184	292	437	622	853	1135	1474	1874	2201	2520	2861	3222	3605	4008	4432	4877
	1.5	1.5	1.5	3	3	4.5	4.5	6	6	7.5	7.5	9	9	10.5	10.5	10.5
20	195	317	479	688	950	1230	1460	1709	1978	2265	2571	2896	3240	3603	3985	4385
	158	251	374	533	731	973	1263	1606	1978	2265	2571	2896	3240	3603	3985	4385
	1.5	1.5	1.5	1.5	3	3	4.5	4.5	6	6	7.5	7.5	9	9	10.5	10.5
21	167	271	411	591	817	1093	1318	1543	1786	2046	2323	2617	2928	3256	3601	3963
	136	217	323	460	632	841	1091	1388	1733	2046	2323	2617	2928	3256	3601	3963
	1.5	1.5	1.5	1.5	3	3	4.5	4.5	6	6	7.5	7.5	9	9	10.5	10.5
22	143	234	355	511	707	947	1196	1400	1620	1856	2108	2375	2657	2955	3269	3597
	119	188	281	400	549	731	949	1207	1507	1854	2108	2375	2657	2955	3269	3597
	1.5	1.5	1.5	1.5	3	3	4.5	4.5	6	6	7.5	7.5	9	9	10.5	10.5
23	123	202	308	445	616	825	1077	1275	1476	1691	1921	2164	2422	2694	2980	3280
	104	165	246	350	481	640	831	1056	1319	1622	1921	2164	2422	2694	2980	3280
	1.5	1.5	1.5	1.5	3	3	4.5	4.5	6	6	7.5	7.5	9	9	10.5	10.5
24	107	176	269	389	539	723	945	1166	1350	1547	1757	1980	2216	2465	2726	3001
	91	145	217	308	423	563	731	930	1161	1428	1733	1980	2216	2465	2726	3001
	1.5	1.5	1.5	1.5	3	3	4.5	4.5	6	6	7.5	7.5	9	9	10.5	10.5
25	93	154	235	341	474	637	832	1064	1239	1420	1613	1817	2034	2263	2504	2756
	81	128	192	273	374	498	647	822	1027	1263	1533	1817	2034	2263	2504	2756
	1.5	1.5	1.5	1.5	3	3	4.5	4.5	6	6	7.5	7.5	9	9	10.5	10.5
26	81	135	207	301	419	563	737	942	1140	1307	1485	1674	1874	2084	2306	2539
	72	114	170	243	333	443	575	731	913	1123	1363	1635	1874	2084	2306	2539
	1.5	1.5	1.5	1.5	3	3	4.5	4.5	6	6	7.5	7.5	9	9	10.5	10.5
27	71	118	183	266	371	500	655	838	1052	1207	1371	1546	1731	1926	2131	2346
	64	102	152	217	297	396	514	653	815	1003	1217	1460	1731	1926	2131	2346
	1.5	1.5	1.5	1.5	3	3	4.5	4.5	6	6	7.5	7.5	9	9	10.5	10.5
28	62	104	162	236	330	445	584	748	940	1118	1270	1432	1603	1784	1974	2174
	58	91	136	194	266	355	460	585	731	899	1091	1309	1554	1784	1974	2174
	1.5	1.5	1.5	1.5	3	3	4.5	4.5	6	6	7.5	7.5	9	9	10.5	10.5
29	54	92	144	210	295	398	522	670	842	1037	1179	1329	1489	1657	1834	2019
	52	82	123	175	240	319	414	527	658	809	982	1178	1399	1645	1834	2019
	1.5	1.5	1.5	1.5	3	3	4.5	4.5	6	6	7.5	7.5	9	9	10.5	10.5
30	47	81	128	188	264	357	469	602	757	937	1097	1237	1386	1542	1707	1880
	47	74	111	158	217	288	374	476	594	731	887	1064	1263	1486	1707	1880
	1.5	1.5	1.5	1.5	3	3	4.5	4.5	6	6	7.5	7.5	9	9	10.5	10.5
32	36	64	102	151	213	289	381	490	618	766	935	1079	1208	1345	1489	1641
	36	61	91	130	179	238	308	392	490	602	731	877	1041	1224	1428	1641
	1.5	1.5	1.5	1.5	3	3	4.5	4.5	6	6	7.5	7.5	9	9	10.5	10.5

24F V3 1.8E Architectural Stock Depth

Allowable Floor Load Tables

Key - for each clear span there are three numbers:

Row 1: Maximum Total Load with LDF of 1.0, and deflection limited to L/240

Row 2: Maximum Live Load limited by deflection of L/360

Row 3: Required Bearing Length in trimmer thickness
(e.g., 1.5 = 1 trimmer, 3.0 = 2 trimmers, etc.)

These tables can be used to size simple span beams and headers that carry uniform loads. The PLF loads must be calculated and take into account all floor and roof framing loads coming onto the beam or header. Codes do allow live load reductions. See appropriate code sections.

Allowable Loads for Anthony Glulam in Pounds per Linear Foot

Single Span (ft)	8 3/4" Width															
	Depth (in.)															
	8 1/4	9 5/8	11	12 3/8	13 3/4	15 1/8	16 1/2	17 7/8	19 1/4	20 5/8	22	23 3/8	24 3/4	26 1/8	27 1/2	28 7/8
6	4392	5982	7817	9896	12221	14792	17607	20667	23972	27523	31318	35359	39632	44042	48679	53541
	4392	5982	7817	9896	12221	14792	17607	20667	23972	27523	31318	35359	39632	44042	48679	53541
	3	3	4.5	6	7.5	9	10.5	12	13.5	16.5	18	21	24	27	30	34.5
7	3222	4389	5736	7263	8970	10858	12925	15173	17600	20208	22947	25829	28878	32092	35472	39015
	3183	4389	5736	7263	8970	10858	12925	15173	17600	20208	22947	25829	28878	32092	35472	39015
	3	3	4.5	4.5	6	7.5	9	10.5	12	13.5	15	16.5	19.5	22.5	24	27
8	2462	3355	4385	5554	6860	8305	9887	11607	13436	15374	17439	19631	21949	24392	26962	29656
	2132	3355	4385	5554	6860	8305	9887	11607	13436	15374	17439	19631	21949	24392	26962	29656
	3	3	3	4.5	4.5	6	7.5	9	10.5	10.5	13.5	15	16.5	18	21	22.5
9	1941	2646	3460	4382	5414	6554	7801	9122	10544	12066	13687	15408	17228	19147	21164	23280
	1498	2378	3460	4382	5414	6554	7801	9122	10544	12066	13687	15408	17228	19147	21164	23280
	1.5	3	3	4.5	4.5	6	6	7.5	9	10.5	10.5	12	13.5	15	18	19.5
10	1569	2139	2797	3544	4379	5296	6278	7342	8487	9712	11018	12404	13870	15415	17040	18744
	1092	1734	2588	3544	4379	5296	6278	7342	8487	9712	11018	12404	13870	15415	17040	18744
	1.5	3	3	3	4.5	4.5	6	6	7.5	9	10.5	10.5	12	13.5	15	16.5
11	1211	1764	2307	2924	3609	4349	5157	6031	6972	7980	9053	10193	11398	12668	14004	15405
	820	1303	1944	2769	3609	4349	5157	6031	6972	7980	9053	10193	11398	12668	14004	15405
	1.5	3	3	3	4.5	4.5	6	6	7.5	9	10.5	10.5	12	13.5	15	15
12	928	1478	1935	2451	3014	3633	4308	5039	5826	6668	7566	8518	9526	10589	11706	12877
	632	1003	1498	2132	2925	3633	4308	5039	5826	6668	7566	8518	9526	10589	11706	12877
	1.5	1.5	3	3	3	4.5	4.5	6	6	7.5	7.5	9	10.5	10.5	12	13.5
13	726	1161	1645	2076	2553	3078	3650	4270	4937	5652	6413	7221	8076	8977	9924	10918
	497	789	1178	1677	2301	3062	3650	4270	4937	5652	6413	7221	8076	8977	9924	10918
	1.5	1.5	3	3	3	4.5	4.5	6	6	7.5	9	9	10.5	12	12	12
14	577	925	1389	1779	2188	2639	3130	3662	4235	4848	5502	6195	6929	7703	8516	9370
	398	632	943	1343	1842	2452	3130	3662	4235	4848	5502	6195	6929	7703	8516	9370
	1.5	1.5	3	3	3	3	4.5	4.5	6	6	7.5	7.5	9	9	10.5	12
15	466	748	1124	1541	1896	2286	2712	3174	3670	4202	4769	5371	6008	6679	7385	8125
	324	514	767	1092	1498	1993	2588	3174	3670	4202	4769	5371	6008	6679	7385	8125
	1.5	1.5	1.5	3	3	3	4.5	4.5	6	6	7.5	7.5	9	9	10.5	10.5
16	380	612	922	1320	1657	1998	2371	2775	3210	3675	4172	4699	5256	5843	6461	7110
	267	423	632	900	1234	1643	2132	2711	3210	3675	4172	4699	5256	5843	6461	7110
	1.5	1.5	1.5	3	3	3	4.5	4.5	6	6	6	6	7.5	7.5	9	10.5
17	314	507	764	1096	1459	1761	2090	2446	2829	3240	3678	4143	4635	5153	5699	6271
	222	353	527	750	1029	1369	1778	2260	2823	3240	3678	4143	4635	5153	5699	6271
	1.5	1.5	1.5	1.5	3	3	3	4.5	4.5	4.5	6	6	6	7.5	9	9
18	261	423	640	918	1268	1562	1854	2171	2512	2877	3266	3679	4116	4577	5061	5570
	187	297	444	632	867	1154	1498	1904	2378	2877	3266	3679	4116	4577	5061	5570
	1.5	1.5	1.5	1.5	3	3	3	4.5	4.5	4.5	6	6	6	7.5	7.5	9
19	219	356	540	777	1073	1394	1656	1939	2243	2570	2918	3287	3678	4090	4523	4978
	159	253	377	537	737	981	1273	1619	2022	2487	2918	3287	3678	4090	4523	4978
	1.5	1.5	1.5	1.5	3	3	3	4.5	4.5	4.5	6	6	6	7.5	7.5	9
20	185	302	459	662	915	1226	1486	1741	2015	2308	2621	2953	3305	3676	4065	4475
	136	217	324	461	632	841	1092	1388	1734	2132	2588	2953	3305	3676	4065	4475
	1.5	1.5	1.5	1.5	1.5	3	3	3	4.5	4.5	4.5	6	6	6	7.5	7.5
21	157	258	393	568	786	1054	1341	1571	1819	2084	2367	2667	2985	3320	3672	4042
	118	187	279	398	546	726	943	1199	1498	1842	2236	2667	2985	3320	3672	4042
	1.5	1.5	1.5	1.5	1.5	3	3	3	4.5	4.5	4.5	6	6	6	7.5	7.5
22	134	221	339	490	679	912	1191	1424	1649	1890	2147	2419	2708	3012	3332	3668
	103	163	243	346	475	632	820	1043	1303	1602	1944	2332	2708	3012	3332	3668
	1.5	1.5	1.5	1.5	1.5	3	3	3	4.5	4.5	4.5	6	6	6	6	7.5
23	115	191	293	425	591	794	1038	1297	1502	1721	1955	2204	2467	2744	3036	3343
	90	142	213	303	415	553	718	913	1140	1402	1702	2041	2423	2744	3036	3343
	1.5	1.5	1.5	1.5	1.5	1.5	3	3	3	4.5	4.5	4.5	6	6	6	7.5
24	99	165	255	371	516	694	909	1163	1372	1573	1787	2015	2256	2510	2777	3058
	79	125	187	267	366	487	632	803	1003	1234	1498	1796	2132	2508	2777	3058
	1.5	1.5	1.5	1.5	1.5	1.5	3	3	3	3	4.5	4.5	6	6	6	6
25	85	144	222	324	453	610	799	1024	1258	1443	1640	1849	2070	2304	2549	2807
	70	111	166	236	324	431	559	711	888	1092	1325	1589	1887	2219	2549	2807
	1.5	1.5	1.5	1.5	1.5	1.5	3	3	3	3	4.5	4.5	6	6	6	6
26	74	125	195	285	399	538	706	905	1138	1328	1509	1702	1906	2121	2347	2585
	62	99	147	210	288	383	497	632	789	971	1178	1413	1677	1973	2301	2585
	1.5	1.5	1.5	1.5	1.5	1.5	3	3	3	3	4.5	4.5	6	6	6	6
27	64	109	171	251	353	477	627	804	1011	1225	1393	1571	1759	1958	2168	2387
	55	88	131	187	257	342	444	564	705	867	1052	1262	1498	1761	2054	2378
	1.5	1.5	1.5	1.5	1.5	1.5	3	3	3	3	3	4.5	4.5	4.5	6	6
28	55	96	151	222	313	424	558	716	902	1117	1289	1454	1629	1813	2007	2211
	50	79	118	168	230	306	398	506	632	777	943	1131	1343	1579	1842	2132
	1.5	1.5	1.5	1.5	1.5	1.5	3	3	3	3	3	4.5	4.5	4.5	4.5	6
29	48	84	133	197	278	378	498	641	807	1000	1196	1349	1512	1683	1863	2053
	45	71	106	151	207	276	358	455	569	699	849	1018	1209	1422	1658	1919
	1.5	1.5	1.5	1.5	1.5	1.5	1.5	3	3	3	3	4.5	4.5	4.5	4.5	6
30	41	74	118	175	248	338	446	575	725	899	1098	1255	1406	1566	1734	1910
	40	64	96	136	187	249	324	411	514	632	767	920	1092	1284	1498	1734
	1.5	1.5	1.5	1.5	1.5	1.5	1.5	3	3	3	3	3	4.5	4.5	4.5	4.5
32	30	57	92	139	199	272	361	466	589	732	896	1081	1225	1364	1511	1665
	30	53	79	112	154	205	267	339	423	521	632	758	900	1058	1234	1429
	1.5	1.5	1.5	1.5	1.5	1.5	1.5	1.5	1.5	3	3	3	4.5	4.5	4.5	4.5

24F V3 1.8E Architectural Stock Depth

Allowable Floor Load Tables

Key - for each clear span there are three numbers:

Row 1: Maximum Total Load with LDF of 1.0, and deflection limited to L/240

Row 2: Maximum Live Load limited by deflection of L/360

Row 3: Required Bearing Length in trimmer thickness
(e.g., 1.5 = 1 trimmer, 3.0 = 2 trimmers, etc.)

These tables can be used to size simple span beams and headers that carry uniform loads. The PLF loads must be calculated and take into account all floor and roof framing loads coming onto the beam or header. Codes do allow live load reductions. See appropriate code sections.

Allowable Loads for Anthony Glulam in Pounds per Linear Foot

Single Span (ft)	10 3/4" Width															
	Depth (in.)															
	8 1/4	9 5/8	11	12 3/8	13 3/4	15 1/8	16 1/2	17 7/8	19 1/4	20 5/8	22	23 3/8	24 3/4	26 1/8	27 1/2	28 7/8
6	5396	7349	9603	12159	15015	18172	21631	25391	29452	33764	38296	43105	48192	53554	59192	65104
	5396	7349	9603	12159	15015	18172	21631	25391	29452	33764	38296	43105	48192	53554	59192	65104
	3	3	4.5	6	7.5	9	10.5	12	13.5	16.5	18	21	24	27	30	34.5
7	3958	5392	7047	8923	11021	13340	15880	18603	21499	24599	27902	31408	35115	39023	43132	47442
	3911	5392	7047	8923	11021	13340	15880	18603	21499	24599	27902	31408	35115	39023	43132	47442
	3	3	4.5	4.5	6	7.5	9	9	12	13.5	15	16.5	19.5	21	24	27
8	3025	4122	5388	6823	8428	10199	12089	14135	16337	18694	21205	23870	26689	29660	32784	36061
	2620	4122	5388	6823	8428	10199	12089	14135	16337	18694	21205	23870	26689	29660	32784	36061
	3	3	3	4.5	4.5	6	7.5	9	9	10.5	12	15	16.5	18	19.5	22.5
9	2385	3251	4250	5384	6641	8002	9486	11092	12821	14671	16643	18735	20948	23281	25734	28307
	1840	2922	4250	5384	6641	8002	9486	11092	12821	14671	16643	18735	20948	23281	25734	28307
	1.5	3	3	4.5	4.5	6	6	7.5	9	9	10.5	12	13.5	15	18	19.5
10	1927	2628	3437	4348	5343	6439	7634	8927	10319	11809	13397	15082	16865	18744	20720	22792
	1341	2130	3180	4348	5343	6439	7634	8927	10319	11809	13397	15082	16865	18744	20720	22792
	1.5	3	3	3	4.5	4.5	6	6	7.5	9	10.5	10.5	12	13.5	15	16.5
11	1488	2167	2834	3570	4388	5288	6270	7334	8478	9703	11008	12393	13859	15404	17028	18732
	1008	1600	2389	3401	4388	5288	6270	7334	8478	9703	11008	12393	13859	15404	17028	18732
	1.5	3	3	3	4.5	4.5	6	7.5	7.5	9	10.5	10.5	12	13.5	15	15
12	1140	1816	2365	2980	3664	4417	5238	6127	7084	8108	9199	10358	11583	12875	14233	15658
	776	1233	1840	2620	3594	4417	5238	6127	7084	8108	9199	10358	11583	12875	14233	15658
	1.5	1.5	3	3	3	4.5	4.5	6	6	7.5	7.5	9	10.5	10.5	12	13.5
13	892	1426	2003	2524	3104	3742	4438	5192	6003	6872	7797	8780	9819	10915	12067	13276
	611	970	1447	2061	2827	3742	4438	5192	6003	6872	7797	8780	9819	10915	12067	13276
	1.5	1.5	3	3	3	4.5	4.5	4.5	6	6	7.5	9	9	10.5	10.5	12
14	709	1136	1706	2163	2661	3208	3806	4453	5149	5895	6689	7533	8425	9366	10355	11393
	489	776	1159	1650	2263	3012	3806	4453	5149	5895	6689	7533	8425	9366	10355	11393
	1.5	1.5	3	3	3	3	4.5	4.5	6	6	7.5	7.5	9	9	10.5	12
15	572	919	1381	1873	2305	2779	3298	3859	4463	5109	5799	6530	7304	8121	8979	9879
	397	631	942	1341	1840	2449	3180	3859	4463	5109	5799	6530	7304	8121	8979	9879
	1.5	1.5	1.5	3	3	3	4.5	4.5	4.5	6	6	7.5	7.5	9	9	10.5
16	467	752	1132	1622	2014	2430	2883	3374	3903	4469	5072	5713	6390	7105	7856	8644
	327	520	776	1105	1516	2018	2620	3331	3903	4469	5072	5713	6390	7105	7856	8644
	1.5	1.5	1.5	3	3	3	4.5	4.5	4.5	6	6	6	7.5	7.5	9	10.5
17	386	622	939	1346	1774	2140	2540	2974	3440	3939	4472	5037	5635	6266	6929	7624
	273	434	647	921	1264	1682	2184	2777	3440	3939	4472	5037	5635	6266	6929	7624
	1.5	1.5	1.5	1.5	3	3	3	4.5	4.5	4.5	6	6	7.5	7.5	9	9
18	321	520	786	1128	1557	1899	2254	2639	3053	3497	3970	4473	5004	5564	6154	6772
	230	365	545	776	1065	1417	1840	2339	2922	3497	3970	4473	5004	5564	6154	6772
	1.5	1.5	1.5	1.5	3	3	3	4.5	4.5	4.5	6	6	6	7.5	7.5	9
19	269	438	663	954	1318	1695	2013	2357	2727	3124	3547	3996	4471	4973	5500	6053
	196	311	464	660	905	1205	1565	1989	2484	3056	3547	3996	4471	4973	5500	6053
	1.5	1.5	1.5	1.5	3	3	3	4.5	4.5	4.5	6	6	6	7.5	7.5	7.5
20	227	371	564	813	1124	1506	1807	2116	2449	2806	3187	3591	4018	4469	4943	5440
	168	266	397	566	776	1033	1341	1705	2130	2620	3180	3591	4018	4469	4943	5440
	1.5	1.5	1.5	1.5	1.5	3	3	3	4.5	4.5	4.5	6	6	6	7.5	7.5
21	193	317	483	697	966	1295	1630	1910	2211	2533	2877	3242	3629	4036	4465	4914
	145	230	343	489	671	893	1159	1473	1840	2263	2747	3242	3629	4036	4465	4914
	1.5	1.5	1.5	1.5	1.5	3	3	3	4.5	4.5	4.5	6	6	6	7.5	7.5
22	165	272	416	602	835	1120	1464	1731	2005	2298	2610	2941	3292	3662	4051	4460
	126	200	299	425	583	776	1008	1281	1600	1968	2389	2865	3292	3662	4051	4460
	1.5	1.5	1.5	1.5	1.5	3	3	3	4.5	4.5	4.5	6	6	6	6	7.5
23	141	235	360	522	726	975	1275	1576	1825	2092	2377	2679	2999	3336	3691	4064
	110	175	261	372	510	679	882	1121	1401	1723	2091	2508	2977	3336	3691	4064
	1.5	1.5	1.5	1.5	1.5	1.5	3	3	3	4.5	4.5	4.5	6	6	6	7.5
24	122	203	313	455	634	853	1116	1428	1668	1912	2173	2450	2742	3051	3376	3717
	97	154	230	327	449	598	776	987	1233	1516	1840	2207	2620	3051	3376	3717
	1.5	1.5	1.5	1.5	1.5	1.5	3	3	3	4.5	4.5	4.5	6	6	6	6
25	105	176	273	399	556	749	982	1258	1530	1754	1993	2247	2516	2800	3099	3412
	86	136	203	290	397	529	687	873	1091	1341	1628	1953	2318	2726	3099	3412
	1.5	1.5	1.5	1.5	1.5	1.5	3	3	3	4.5	4.5	4.5	6	6	6	6
26	90	154	239	350	490	661	868	1112	1398	1614	1834	2069	2317	2578	2853	3142
	76	121	181	258	353	470	611	776	970	1192	1447	1736	2061	2424	2827	3142
	1.5	1.5	1.5	1.5	1.5	1.5	3	3	3	4.5	4.5	4.5	6	6	6	6
27	78	134	210	309	433	586	770	988	1243	1489	1693	1910	2139	2380	2635	2902
	68	108	162	230	316	420	545	693	866	1065	1292	1550	1840	2164	2524	2902
	1.5	1.5	1.5	1.5	1.5	1.5	1.5	3	3	3	4.5	4.5	4.5	6	6	6
28	68	118	185	273	384	521	685	880	1108	1372	1567	1767	1980	2204	2440	2687
	61	97	145	206	283	377	489	622	776	955	1159	1390	1650	1940	2263	2620
	1.5	1.5	1.5	1.5	1.5	1.5	1.5	3	3	3	4.5	4.5	4.5	4.5	6	6
29	58	103	164	242	342	464	612	787	992	1229	1454	1640	1837	2046	2265	2495
	55	87	130	186	255	339	440	559	699	859	1043	1251	1485	1747	2037	2358
	1.5	1.5	1.5	1.5	1.5	1.5	1.5	1.5	3	3	4.5	4.5	4.5	4.5	6	6
30	51	90	145	215	305	415	548	706	891	1104	1349	1525	1709	1903	2108	2322
	50	79	118	168	230	306	397	505	631	776	942	1130	1341	1578	1840	2130
	1.5	1.5	1.5	1.5	1.5	1.5	1.5	1.5	3	3	3	3	4.5	4.5	4.5	4.5
32	37	69	114	171	244	334	443	573	724	899	1100	1328	1488	1658	1836	2024
	37	65	97	138	190	252	327	416	520	640	776	931	1105	1300	1516	1755
	1.5	1.5	1.5	1.5	1.5	1.5	1.5	1.5	1.5	3	3	3	4.5	4.5	4.5	4.5

Load Table Notations and Examples

Anthony Glulam Floor and Roof PLF Loading Notes

1. Values shown are the maximum uniform loads in pounds per linear foot (PLF) that can be applied to the beam. Beam weight has been subtracted from the total allowable load. Load tables are based on dry use conditions.
2. LDF = Load Duration Factor per code requirements
3. Bearing length shown is required at each end of header and is based on an allowable bearing stress of 740 psi for all tables except low stress header which is 650 psi. The beam must be sitting directly on top of 1 or more trimmers. A longer bearing length may be required depending on the material that the beam is bearing on. For example, if the beam is sitting on a SPF top plate, a longer bearing length will be required due to the lower compression perpendicular-to-grain design value for SPF.
4. The bearing lengths show the number of trimmers needed (e.g., 1.5 = 1 trimmer, 3.0 = 2 trimmers, etc.). This is based on the maximum PLF loads. Shorter bearing lengths may be used with lighter loads.
5. Tables are based on simple span conditions using the actual span as the center-to-center of bearing. Tables do not apply for continuous or multiple span conditions. The clear opening for the actual span given can be found by subtracting the listed bearing length from the actual span.
6. The beam is assumed to be loaded on the top edge and supported at bearing points. The beams should be laterally braced.
7. For deflection limits of L/240 and L/480, multiply The Maximum Live Load figure (Row 2) by 1.5 and 0.75, respectively. For deflection factors of L/180 and L/360, multiply the Maximum Live Load figure (row 2) by 1.333 and 0.667, respectively. The result shall not exceed the total load.

Procedures for Using Simple Span Beam Tables

1. To size beams from the Floor and Roof PLF Tables, it is required to have the following:
 - a. Live load determined by the governing Building Code
 - b. The dead load
 - c. The beam span or clear opening
 - d. Span carried or tributary width
2. These tables may be used to size a simple span uniformly distributed loaded beam or to determine the maximum load capacity of a specific size Glulam beam. The allowable loads shown in PLF tables include the beam weight. A simple span condition exists when the beam is supported on each end without overhangs. A continuous or cantilever loading application may require a balanced lay up and an engineering or design review.

Garage Door Header: Single Story Example Problem

Determine the header size for the conditions below:

Roof Load Conditions: Live (LL) = 30 psf
Dead (DL) = 10 psf

Building Width (B) = 24'

Overhang = 2'

Header Actual Span (L) = 17'

Formula:

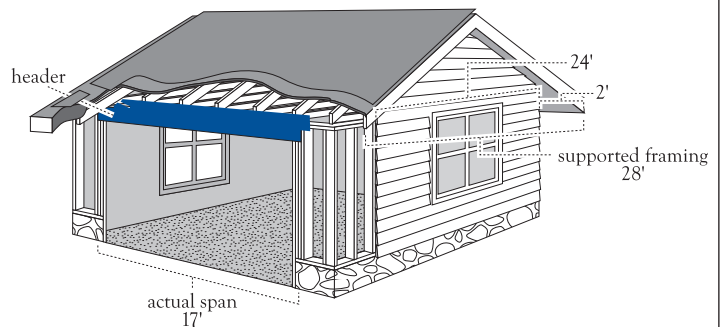
Total Load = $(B/2+2') \times (LL + DL)$ = total applied load in PLF

Live Load = $(B/2+2') \times LL$ = total live load in PLF

Example:

Total Load = $(24/2 + 2) \times (30 + 10) = 560$ PLF

Live Load = $(24/2 + 2) \times 30 = 420$ PLF



- To size:**
1. Go to allowable roof load tables on page 7 titled 24F V4 1.7E IJC (LDF=1.15). Find the 17' actual span row.
 2. Using the top row, find a total load greater than 560 PLF (3.5 x 14)
 3. Using the middle row, find a live load greater than 420 PLF.

Beam to select: 3-1/2 x 14 - 17' 3" or 18' (bearing required = 3")

Notes:

1. Local code may require an engineered system of wall bracing for wall sections less than 4' in length adjacent to door openings. A glulam garage door header extended continuously over these shorter walls adjacent to the garage door opening is an integral part of these engineered systems.
2. If attic loading is anticipated, additional floor loading must be considered. Example: Add Floor LL=25, DL=10
Revised Total Load = 980 PLF, Live Load = 720 PLF (5 1/2 x 14 required)

Load Table Examples

Anthony Glulam Sizing Examples

Garage or Window Header: Two Story Example Problem

Determine the header size for the conditions below:

Roof Load Conditions: Live (LL) = 30 psf
 Dead (DL) = 15 psf
 Total = 45 psf

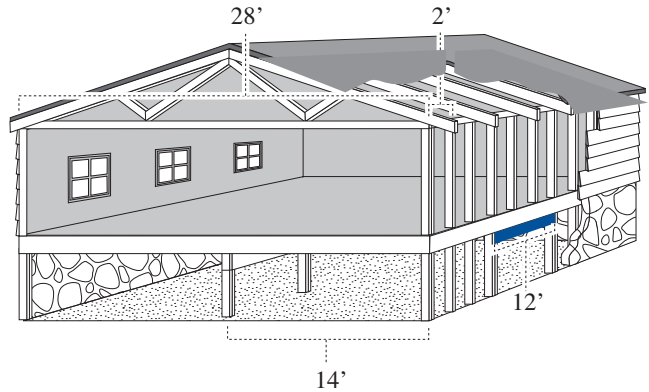
Floor Load Conditions: Live (LL) = 40 psf
 Dead (DL) = 10 psf
 Total = 50 psf

Calculate Total Load:

Roof Load = $(28/2 + 2) \times 45 = 720$ PLF
 Floor Load = $(14/2) \times 50 = 350$ PLF
 Wall Load = $8' \times 10$ psf = 80 PLF
 Total Load = 1150 PLF

Calculate Live Load :

Roof Load = $(28/2 + 2) \times 30 = 480$ PLF
 Floor Load = $(14/2) \times 40 = 280$ PLF
 Live Load = 760 PLF



To Size:

- Go to 24F IJC Floor Load Table using LDF = 1.00 and 12' actual span row (page 6).
- Using top row, find total load equal to or greater than 1150 PLF. Pick the 3 1/2 x 16" since (1169 for 3 1/2 x 14") is less than 5%. It is safer to go up one size.
- Using middle row, find live load equal to or greater than 760 PLF. Total Load controlled, use 3 1/2 x 16" 24F IJC.
 Beam to Select: 3-1/2 x 16 (3" Bearing required) or 5 1/2 x 14 (3" Bearing required)

24F V3 Architectural Floor Girder Beam Example Problem

Floor Load Conditions: Live (LL) = 40 psf
 Dead (DL) = 12 psf

Building Width (B) = 24'

Calculate Total Load:

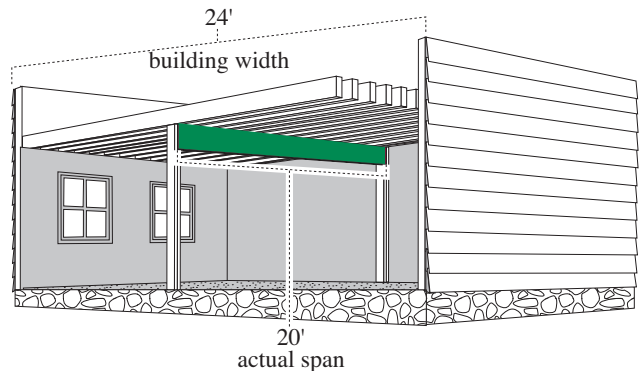
Total Load = $(24/2) \times (40 + 12) = 624$ plf

Calculate Live Load:

Live Load = $(24/2) \times 40 = 480$ plf

Beam to Select (Floor Load Table):

5-1/8 x 15 1/8 - 20'3" or 21" (Bearing Required 3")



24F V3 Architectural Simple Roof Rafter Example Problem

Determine the rafter size for the conditions below:

Roof Load Conditions: Live (snow) = 25 psf
 Dead = 15 psf

Rafter Spacing: 5' on center

Rafter Span: 20'

Slope: 4/12

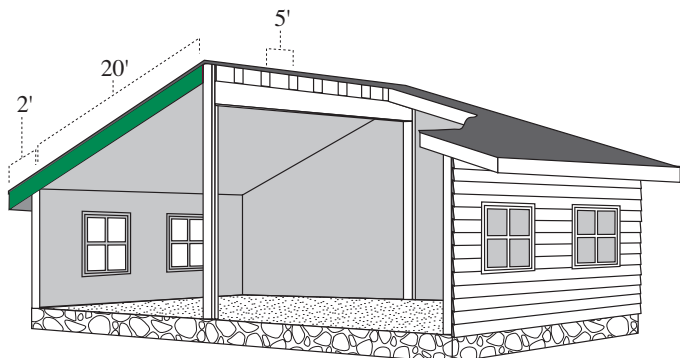
Calculate Total Load:

Total Load = $5(25 + 15) = 200$ plf

Live Load = $5(25) = 125$ plf

Beam to Select (Roof 1.15 Table, Page 19):

3-1/8 x 11 (Bearing Required 1.5")

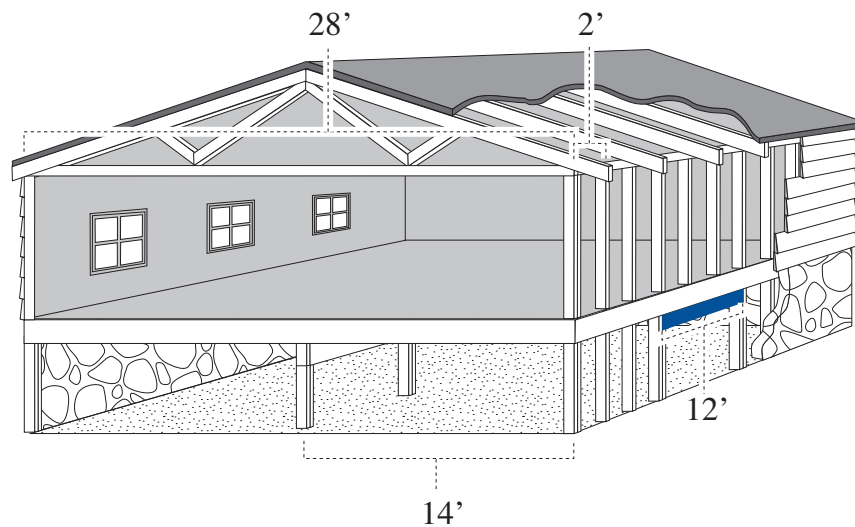


Note: If roof is greater than 4/12 pitch, dead load must be figured on total horizontal length of rafter.

AFP 1.6E Short Span Header (1500F_b - 175F_v - 650F_{c⊥})

FEATURES AND ADVANTAGES

- Built-up Lumber Substitute
- Full 3 1/2" Width - No Shimming
- Limited Lifetime Warranty
- Surface Sealed for Stability
- Perfect fit for wall panel headers
- One Piece Installation - Save \$\$
- Appearance Grade - Framing Grade
- Consistent Quality & Uniformity



Allowable Design Stresses and Properties (100% Load Duration)

Standard Depths (in.)	4 1/8	5 1/2	7	7 1/4	9 1/2	11 1/4	11 7/8
Weight (lbs/lineal ft.)	3.6	4.8	6.1	6.3	8.3	9.8	10.4
I (in ⁴)	20	49	100	111	250	415	488
Moment Capacity (lbs-ft)	1241	2206	3573	3833	6581	9229	10282
Shear Capacity (lbs)	1684	2246	2858	2960	3879	4594	4849

Design Values 1.6E Header

COMBINATION	AFP 1.6 HEADER
MOE	1.6 x 10 ⁶ psi
F _b	1500 psi
F _v	175 psi
F _{c⊥}	650 psi

Notes:

1. Header weight based on 36 pcf.
2. Moment Capacities are based on span up to 16'.
3. Volume factor adjustment not required for these beam sizes and spans.
4. Allowable design properties and load capacities are based on dry use conditions.

Notes: (Header Comparison Tables - Page 30)

* 1.30 LSL design values based upon 1700F_v, 1.30E, and 425F_v

**1.55E LSL design values based upon 2325F_v, 1.55E, and 310F_v

1. Values shown are the maximum uniform loads in pounds per lineal foot (PLF) which can be applied to the header. Header weight has been subtracted from the allowable total load (TL).
2. When no live load (LL) is given, total load (TL) controls.
3. Headers are assumed to be loaded on the top edge with continuous lateral support.

4. Bearing length shall be provided based upon F_c (perp) of 650 psi for AFP 1.6E SSH. The deeper depths at short spans will require bearings over 3".
5. The design span is assumed to be the clear opening plus 1/2 the required bearing length at each end.
6. Headers can be built-up with multiple plies of nominal 2" - thick lumber nailed together. Follow American Wood Council's details and a 1/2" wood structural panel filler is often used to make up the 3-1/2" wall width.

Header Comparison Table

AFP 1.6E vs. LSL and 2 ply SYP Lumber Header

Allowable Floor Load (PLF) LDF = 1.00

Design Span =	3'		4'		5'		6'		8'		10'		12'	
Header Material	TL L/240	LL L/360	TL L/240	LL L/360	TL L/240	LL L/360	TL L/240	LL L/360	TL L/240	LL L/360	TL L/240	LL L/360	TL L/240	LL L/360
1.6E AFP 3-1/2"x4-1/8"	1099		617		393		272		151		96		65	
3-1/2" x 5-1/2"														
1.6E AFP	1956		1098		701		485		271	225	172	115	118	67
2-ply 2x6 #2	1116		607		440		272		152		96	86	66	50
1.30 E LSL*	2381		1337	1215	853	662	590	397	198	173	79			
3-1/2" x 7-1/4"														
1.6E AFP 3-1/2"x7"	3112		1780		1137		788		440		280	237	192	137
2-ply 2x8 #2	1795		958		697		435		245		156		107	
1.30E LSL	4036		2267		1448	1398	1003	857	443	384	182		85	
3-1/2" x 9-1/4"														
1.6E AFP	5172		3065		1988		1378		772		491		339	317
2-ply 2x10 #2	2158		1321		965		608		344		219		151	
1.30 E LSL*	6428		3611		2308		1599		895	759	569	407	353	241
1.55 E LSL**	6049		3859		2832		2190	1957	1227	906	718	485	422	288
3-1/2" x 9-1/2"														
1.6E AFP	5468		3202		2098		1454		814		518		357	343
1.55 E LSL**	6332		4012		2934		2305	2097	1292	974	775	523	456	311
3-1/2" x 11-1/4"														
1.6E AFP	8157		4314		2930		2041		1144		728		503	
2-ply 2x12 #2	2625		1782		1308		833		474		303		209	
1.30 E LSL*	7442		5249		3355		2326		1303	1290	830	704	573	423
1.55 E LSL**	8667		5195		3707		2881		1786	1538	1138	840	744	504
3-1/2" x 11-7/8"														
1.6E AFP	9137		4793		3202		2277		1276		813		561	
1.55 E LSL**	9432		5673		4009		3098		1981	1773	1263	974	868	587

Allowable Roof Load (PLF) - LDF = 1.15

Design Span =	3'		4'		5'		6'		8'		10'		12'	
Header Material	TL L/180	LL L/240	TL L/180	LL L/240	TL L/180	LL L/240	TL L/180	LL L/240	TL L/180	LL L/240	TL L/180	LL L/240	TL L/180	LL L/240
1.6E AFP 3-1/2"x4-1/8"	1265		710		453		313		175		111		76	
3-1/2" x 5-1/2"														
1.6E AFP	2250		1263		807		559		312		198	172	136	100
2-ply 2x6 #2	1284		695		504		313		176		111		75	
1.30 E LSL*	2739		1538		982		614	595	198		79			
3-1/2" x 7-1/4"														
1.6E AFP 3-1/2"x7"	3580		2048		1309		9907		507		323		222	206
2-ply 2x8 #2	2065		1094		797		499		282		179		123	
1.30E LSL	4643		2608		1666		1155		443		182		85	
3-1/2" x 9-1/4"														
1.6E AFP	5949		3526		2288		1586		889		566		391	
2-ply 2x10 #2	2481		1504		1100		696		395		252		174	
1.30 E LSL*	7393		4154		2655		1841		1031		656	611	453	362
1.55 E LSL**	6958		4439		3258		2521		1413	1359	901	728	566	432
3-1/2" x 9-1/2"														
1.6E AFP	6290		3684		2413		1673		938		597		412	
1.55 E LSL**	7284		4615		3376		2652		1487	1462	948	785	612	467
3-1/2" x 11-1/4"														
1.6E AFP	9382		4962		3371		2349		1317		839		580	
2-ply 2x12 #2	3018		2020		1487		953		545		349		242	
1.30 E LSL*	7442		5579		3860		2677		1500		956		660	634
1.55 E LSL**	9432		5976		4265		3315		2056		1311	1260	907	756
3-1/2" x 11-7/8"														
1.6E AFP	10509		5513		3684		2620		1469		936		647	
1.55 E LSL**	9432		6526		4612		3565		2280		1454		1006	881

See "Notes" on page 29

Power Column[®]

FEATURES

- Combination #50 (#1 Dense SYP)
- MOE = 1.9×10^6 psi
- $F_b = 2100-2300$ psi
- $F_{c\perp} = 1700-2300$ psi
- Architectural, Framing and Industrial Appearance Grades
- Individually Wrapped
- $3 \frac{1}{8}"$, $3 \frac{1}{2}"$, $5 \frac{1}{8}"$, $5 \frac{1}{2}"$, $6 \frac{3}{4}"$, $7"$ & $8 \frac{3}{4}"$ Widths
- Treated Columns Available

SERVICE AND SUPPORT

- National distribution through stocking dealers
- Comprehensive technical support literature and sizing software



Tomorrow's Engineered Wood - TodaySM

Anthony Power Columns – Combination #50

Allowable Axial Loads (Pounds) for Combination No. 50 Glulam Columns

Side loads are not permitted. End loads are limited to a maximum eccentricity of either 1/6 column width or depth, whichever is worse.

Effective Column Length (ft)	Lamination Net Width = 3-1/8 in.											
	Net Depth = 4-1/8 in. (3 lams)			Net Depth = 5-1/2 in. (4 lams)			Net Depth = 6-7/8 in. (5 lams)			Net Depth = 8-1/4 in. (6 lams)		
	Load Duration Factor			Load Duration Factor			Load Duration Factor			Load Duration Factor		
	1.00	1.15	1.25	1.00	1.15	1.25	1.00	1.15	1.25	1.00	1.15	1.25
4	12,450	13,780	14,600	18,950	20,700	21,740	23,690	25,870	27,170	29,390	32,280	34,010
6	8,990	9,520	9,820	12,660	13,300	13,660	15,830	16,620	17,080	20,260	21,350	21,970
8	6,180	6,410	6,550	8,490	8,780	8,950	10,610	10,980	11,190	13,750	14,260	14,550
10	4,410	4,530	4,610	6,000	6,160	6,260	7,510	7,710	7,820	9,780	10,060	10,220
12	3,280	3,360	3,400	4,450	4,550	4,600	5,560	5,680	5,750	7,280	7,440	7,540

Effective Column Length (ft)	Lamination Net Width = 3-1/2 in.											
	Net Depth = 3-1/2 in. (3 lams)			Net Depth = 4-1/8 in. (3 lams)			Net Depth = 5-1/2 in. (4 lams)			Net Depth = 7 in. (6 lams)		
	Load Duration Factor			Load Duration Factor			Load Duration Factor			Load Duration Factor		
	1.00	1.15	1.25	1.00	1.15	1.25	1.00	1.15	1.25	1.00	1.15	1.25
4	11,750	13,130	13,990	14,410	16,190	17,320	22,740	25,110	26,560	29,700	32,950	34,950
6	9,130	9,810	10,200	11,330	12,150	12,610	16,260	17,220	17,770	21,900	23,300	24,110
8	6,600	6,910	7,090	8,100	8,460	8,670	11,220	11,660	11,920	15,350	16,000	16,370
10	4,830	5,000	5,090	5,880	6,070	6,190	8,040	8,290	8,430	11,090	11,450	11,650
12	3,650	3,750	3,810	4,420	4,540	4,610	6,010	6,160	6,250	8,330	8,540	8,670
14	2,840	2,910	2,950	3,430	3,510	3,550	4,650	4,750	4,800	6,460	6,600	6,680

Effective Column Length (ft)	Lamination Net Width = 5-1/8 in.											
	Net Depth = 5-1/2 in. (4 lams)			Net Depth = 6-7/8 in. (5 lams)			Net Depth = 8-1/4 in. (6 lams)			Net Depth = 9-5/8 in. (7 lams)		
	Load Duration Factor			Load Duration Factor			Load Duration Factor			Load Duration Factor		
	1.00	1.15	1.25	1.00	1.15	1.25	1.00	1.15	1.25	1.00	1.15	1.25
6	30,390	33,660	35,670	40,180	44,290	46,800	49,550	54,880	58,150	57,810	64,020	67,840
8	24,960	26,850	27,960	32,250	34,500	35,790	40,640	43,710	45,490	47,420	51,000	53,070
10	19,740	20,830	21,470	25,020	26,270	27,000	32,020	33,740	34,740	37,360	39,370	40,520
12	15,640	16,270	16,630	19,570	20,340	20,790	25,250	26,310	26,930	29,460	30,700	31,420
14	12,480	12,890	13,120	15,600	16,110	16,400	20,230	20,940	21,350	23,600	24,430	24,900
16	10,140	10,430	10,590	12,680	13,030	13,240	16,500	17,000	17,280	19,250	19,830	20,160
18	8,390	8,590	8,710	10,480	10,740	10,890	13,690	14,050	14,250	15,970	16,390	16,630
20	7,040	7,200	7,290	8,800	9,000	9,110	11,520	11,790	11,940	13,440	13,750	13,930

Effective Column Length (ft)	Lamination Net Width = 5-1/2 in.											
	Net Depth = 5-1/2 in. (4 lams)			Net Depth = 7 in. (6 lams)			Net Depth = 8-1/4 in. (6 lams)			Net Depth = 9-5/8 in. (7 lams)		
	Load Duration Factor			Load Duration Factor			Load Duration Factor			Load Duration Factor		
	1.00	1.15	1.25	1.00	1.15	1.25	1.00	1.15	1.25	1.00	1.15	1.25
6	32,920	36,550	38,810	45,610	51,260	54,840	54,950	61,180	65,070	64,110	71,370	75,910
8	27,420	29,640	30,950	39,290	42,590	44,520	46,310	50,190	52,470	54,030	58,560	61,220
10	21,970	23,280	24,030	31,680	33,560	34,650	37,330	39,560	40,840	43,560	46,150	47,640
12	17,550	18,380	18,850	25,300	26,470	27,140	29,820	31,190	31,990	34,790	36,390	37,320
14	14,200	14,760	15,080	20,430	21,210	21,660	24,080	25,000	25,520	28,090	29,160	29,780
16	11,670	12,060	12,290	16,760	17,300	17,610	19,750	20,390	20,760	23,040	23,790	24,220
18	9,730	10,020	10,180	13,950	14,350	14,580	16,440	16,910	17,180	19,190	19,730	20,040
20	8,230	8,440	8,570	11,780	12,080	12,250	13,880	14,230	14,430	16,200	16,600	16,840
22	7,040	7,210	7,300	10,070	10,290	10,420	11,860	12,130	12,290	13,840	14,150	14,330

Effective Column Length (ft)	Lamination Net Width = 6-3/4 in.									Lamination Net Width = 7 in.		
	Net Depth = 6-7/8 in. (5 lams)			Net Depth = 8-1/4 in. (6 lams)			Net Depth = 9-5/8 in. (7 lams)			Net Depth = 7 in. (6 lams)		
	Load Duration Factor			Load Duration Factor			Load Duration Factor			Load Duration Factor		
	1.00	1.15	1.25	1.00	1.15	1.25	1.00	1.15	1.25	1.00	1.15	1.25
8	48,730	53,790	56,880	63,540	70,930	75,120	74,790	82,750	87,640	53,460	59,380	63,060
10	41,790	45,120	47,080	55,390	59,940	62,600	64,620	69,930	73,040	46,900	51,070	53,550
12	34,950	37,100	38,350	46,520	49,420	51,090	54,280	57,650	59,600	40,070	42,840	44,450
14	29,100	30,560	31,410	38,750	40,690	41,810	45,210	47,470	48,770	33,840	35,730	36,830
16	24,390	25,430	26,030	32,450	33,810	34,600	37,860	39,450	40,370	28,630	29,990	30,770
18	20,640	21,410	21,850	27,430	28,430	29,010	32,000	33,170	33,840	24,400	25,400	25,980
20	17,650	18,230	18,570	23,430	24,180	24,610	27,330	28,210	28,720	20,980	21,740	22,180
22	15,240	15,690	15,950	20,200	20,790	21,120	23,570	24,250	24,640	18,190	18,780	19,120
24	13,280	13,630	13,830	17,580	18,040	18,310	20,510	21,050	21,360	15,900	16,370	16,640

NOTES and Allowable Design Properties


- The tabulated allowable loads apply only to one-piece glulam members made with all N1D14 laminations (Combination 50) without special tension laminations.
- Applicable service conditions = dry
- The tabulated allowable loads are based on simply axially loaded columns subjected to a maximum eccentricity of either 1/6 column width or 1/6 column depth, whichever is worse. For side loads, other eccentric end loads, or other combined axial and flexural loads, see 2005 NDS
- The column is assumed to be unbraced, except at the column ends, and the effective column length is equal to the actual column length.
- Design properties for normal load duration and dry-use service conditions:
 Compression parallel to grain (F_c) = 2,300 psi for 4 or more lams, or 1,700 psi for 2 or 3 lams.
 Modulus of elasticity (E) = 1.9×10^6 psi
 Flexural stress when loaded parallel to wide faces of lamination (F_{bx})
 = 2,300 psi for 4 or more lams, or 2,100 psi for 3 lams.
 Flexural stress when loaded perpendicular to wide faces of lamination (F_{by})
 = 2,100 psi for 2 lams to 15 in. deep without special tension laminations.
 Volume factor for F_{bx} is in accordance with 2009/2012 (NDS). Size factor for F_{by} is $(12/d)^{1/9}$, where d is equal to the lamination width in inches.

Effective Column Length (ft)	Lamination Net Width = 8-3/4 in.					
	Net Depth = 8-1/4 in. (6 lams)			Net Depth = 9-5/8 in. (7 lams)		
	Load Duration Factor			Load Duration Factor		
	1.00	1.15	1.25	1.00	1.15	1.25
8	83,960	94,210	100,730	101,730	114,800	123,200
10	76,510	84,610	89,580	94,700	105,610	112,430
12	68,180	74,100	77,610	86,440	94,910	100,010
14	59,620	63,800	66,240	77,320	83,160	86,480
16	51,680	54,690	56,440	67,520	71,590	73,940
18	44,790	47,030	48,330	58,690	61,690	63,420
20	38,930	40,650	41,640	51,160	53,440	54,760
22	34,060	35,400	36,180	44,840	46,610	47,640
24	29,980	31,060	31,680	39,520	40,940	41,750

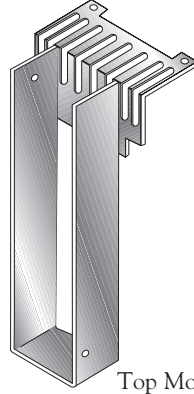
Connection Details

Common types of connectors and connection details are shown. The design values for most fasteners used with the Glulam are the same as those for solid timber and LVL. It must be noted that connections designed for specific applications may vary based on design loads and local code requirements. More information on connections can be found in APA "Glulam Connection Details" form No. T300H on our website, www.anthonyforest.com. Your local Glulam dealer can also provide connection detail literature and hardware.

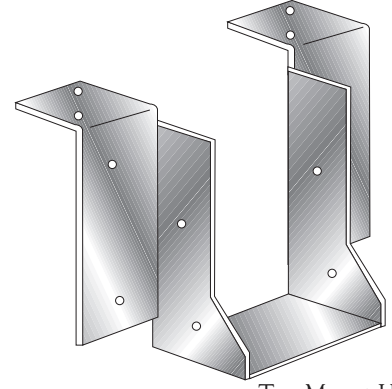
Typical Hangers



Face Mount Hanger

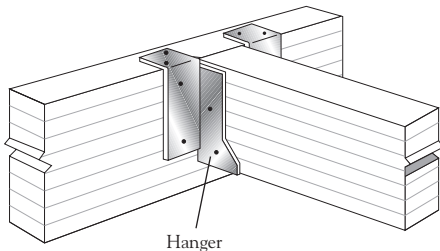


Top Mount Hanger



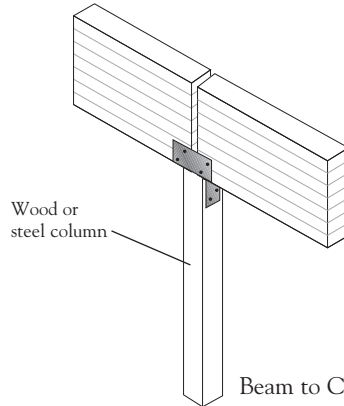
Top Mount Hanger

Typical Connections



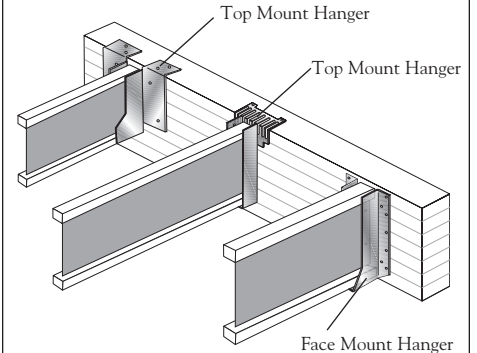
Hanger

Beam to Beam



Wood or steel column

Beam to Column

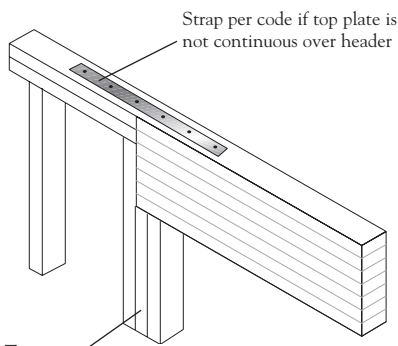


Top Mount Hanger

Top Mount Hanger

Face Mount Hanger

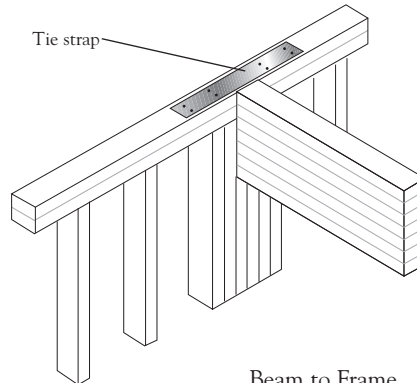
Floor Beam to Joist



Strap per code if top plate is not continuous over header


Trimmers

Header to Frame



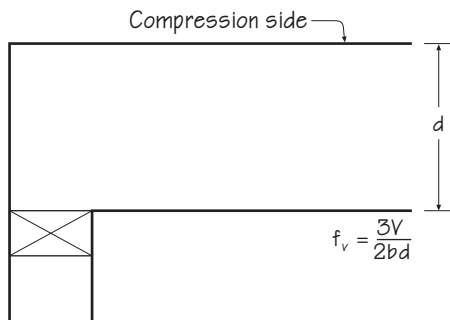
Tie strap

Beam to Frame

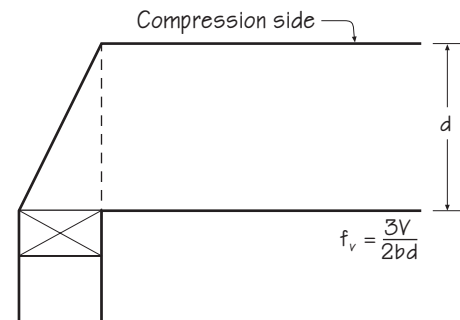


Do not cut or drill Anthony Glulams without tech note support

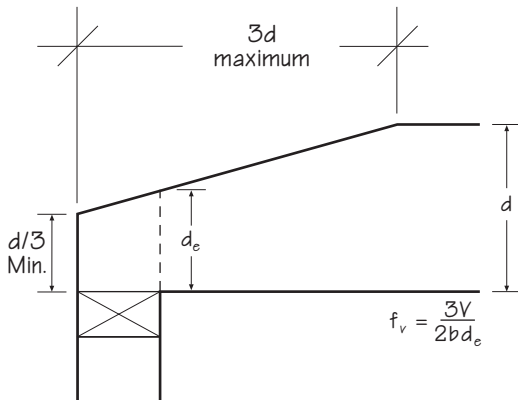
Shear Design Equations for Notched and Tapered Beams



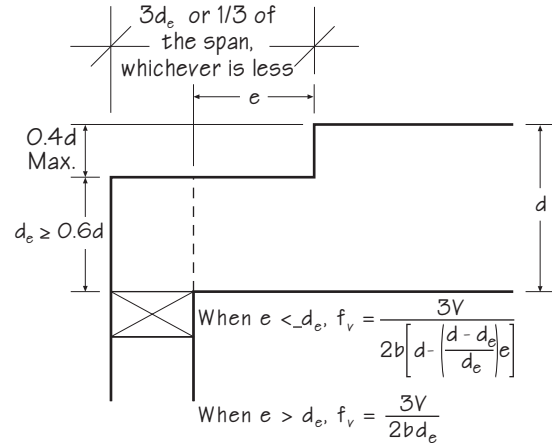
(a) Square End Bearing



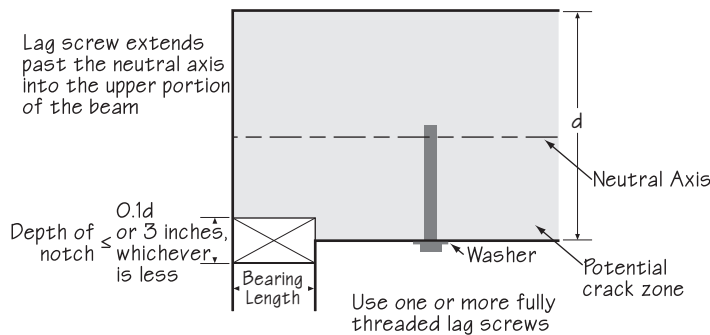
(b) Slope End Bearing



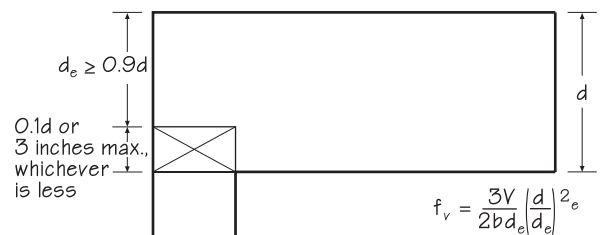
(c) Sloped End Cut for Roof Drainage



(d) Compression-side Notch



(e) Reinforcement Technique to Minimize Crack Propagation at the End Bearing Notches



(f) Tension-side Notch

f_v = shear stress (psi)
 d = depth of beam (in.)

V = shear force at notch location (lb)
 d_e = effective depth as shown (in.)

b = width of beam (in.)
 e = length of notch as shown (in.)

Source: APA EWS 5560 2010

Guidelines for Drilling Vertical and Horizontal Holes

VERTICAL HOLES

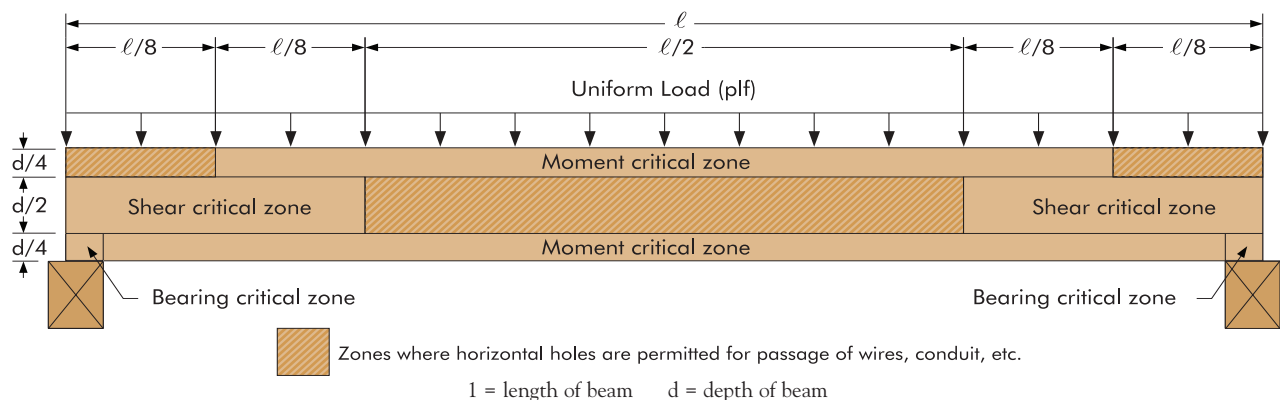
Whenever possible, avoid drilling vertical holes through glulam beams. As a rule of thumb, vertical holes drilled through the depth of a glulam beam cause a reduction in the capacity at the location directly proportional to the ratio of 1-1/2 times the diameter of the hole to the width of the beam. For example, a one inch hole drilled in a 6-inch-wide beam would reduce the capacity of the beam at that section by approximately $\frac{(1 \times 1\text{-}1/2)}{6} = 25\%$

For this reason, when it is necessary to drill vertical holes through a glulam member, the holes should be positioned in areas of the member that are stressed to less than 50 percent of design in bending. In a simply supported, uniformly loaded beam, this area would be located from the end of the beam inward approximately 1/8 of the beam span. In all cases, the minimum clear edge distance, as measured from either side of the member to the nearest edge of the vertical hole, should be 2-1/2 times the hole diameter. Use a drill guide to minimize “wandering” of the bit as it passes through knots or material of varying density, and to insure a true alignment of the hole through the depth of the beam.

HORIZONTAL HOLES

Like notches, holes in a glulam beam remove wood fiber, thus reducing the net area of the beam at the hole location and introducing stress concentrations. These effects cause a reduction in the capacity of the beam in the area of the penetration. For this reason, horizontal holes in glued laminated timbers are limited in size and location to maintain the structural integrity of the beam. Figure 3 shows the zones of a uniformly loaded, simply supported beam where the field drilling of holes may be considered. These non-critical zones are located in portions of the beam stressed to less than 50 percent of design bending stress and less than 50 percent of design shear stress. For beams of more complex loading or other than simple spans, similar diagrams may be developed.

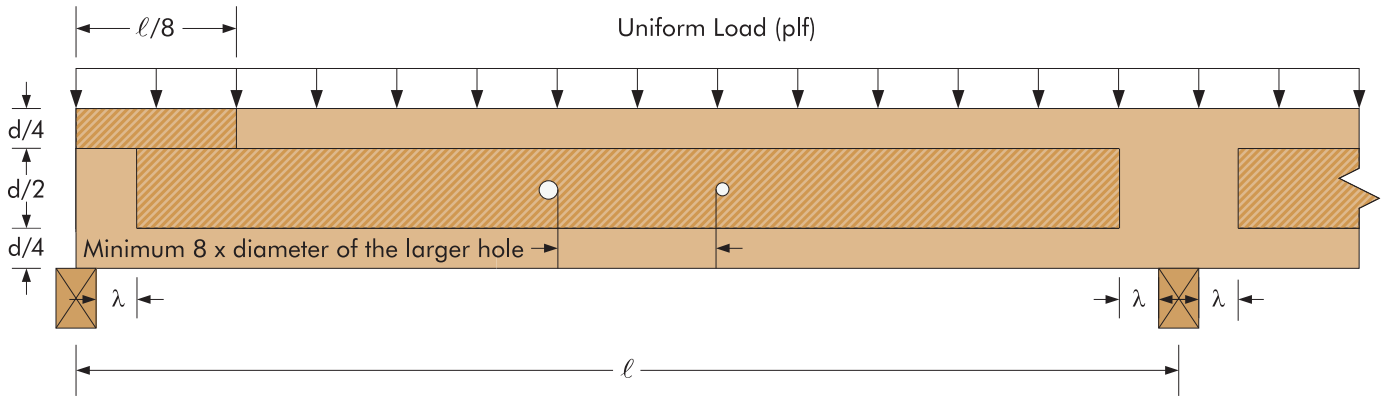
ZONES WHERE SMALL HORIZONTAL HOLES ARE PERMITTED IN A UNIFORMLY LOADED, SIMPLY SUPPORTED BEAM



Field-drilled holes should be used for access only and should not be used as attachment points for brackets or other load bearing hardware unless specifically designed as such by the engineer or designer. Examples of access holes include those used for the passage wires, electrical conduit, small diameter sprinkler pipes, fiber optic cables, and other small, lightweight materials. These field drilled horizontal holes should meet the following guidelines:

- 1. Hole size:** The hole diameter should not exceed 1-1/2 inches or 1/10 the beam depth, whichever is smallest, with the exception of 1-inch-diameter or smaller holes as noted in Item 2 below.
- 2. Hole location:** The hole should have a minimum clear distance, as measured from the edge of the hole to the nearest of the beam, of 4 hole diameters to the top or bottom face of the beam and 8 hole diameters from the end of the beam. Note that the horizontal hole should not be drilled in the moment critical zone, as defined in the figure above, unless approved by an engineer or architect qualified in engineered timber design.

ZONES WHERE 1-INCH OR SMALLER DIAMETER HORIZONTAL HOLES ARE PERMITTED IN A UNIFORMLY LOADED SIMPLE OR MULTIPLE-SPAN BEAM ($d \geq 7\text{-}1/4$ INCHES)



Zones where 1-inch or smaller diameter horizontal holes are permitted for passage of wire, conduit, etc.
 a) the maximum number of holes for each span shall not exceed 1 hole per 5 feet and b) the hole must not be cut in cantilevers.
 $\lambda = 6$ inches minimum when $\ell/d \geq 10$, or $\ell/6$ minimum when $\ell/d < 10$.

A 1-inch diameter or smaller hole may be cut at the middle half of the beam depth anywhere along the span, except for the area that is within 6 inches of the clear distance between the face of the support and the nearest edge of the hole, providing the following conditions are met:

- a. the beam is at least 7-1/4 inches in depth,
- b. the beam is subject to uniform loads only,
- c. the span-to-depth ratio (ℓ/d) is at least 10,
- d. the hole spacing and maximum number of holes must meet the requirements specified in Items 1 and 2 below, and
- e. the hole must not be cut in cantilevers.

If the depth-to-span ratio of the beam is less than 10, the 1-inch diameter or smaller hole may be cut in accordance with the provisions listed above except that the location of the hole must maintain a clear distance between the face of the support and the nearest edge of the hole of at least 1/6 of the span.

1. Hole Spacing: The minimum clear spacing between adjacent holes, as measured between the nearest edge of the holes, should be 8 hole diameters based on the largest diameter of any adjacent hole in the beam.

2. Number of holes: The maximum number of holes should not exceed 1 hole per 5 feet of beam length. In other words, the maximum number of holes should not exceed 4 for a 20-foot-long beam. The hole spacing limitation, as given above, should be satisfied separately.

For glulam members that have been oversized, the guidelines given above may be relaxed based on an engineering analysis.


Regardless of the hole location, holes drilled horizontally through a member should be positioned and sized with the understanding that the beam will deflect over a period of time under in-service loading conditions. This deflection could cause distress to supported equipment or piping unless properly considered.

Beam depth, d (in.)	Span when $\ell/d = 10$
7-1/4	6'-1"
7-1/2	6'-3"
8-1/4	6'-11"
9	7'-6"
9-1/4	7'-9"
9-1/2	7'-11"
9-5/8	8'-1"
10-1/2	8'-9"
11	9'-2"
11-1/4	9'-5"
11-7/8	9'-11"
12	10'-0"
12-3/8	10'-4"
13-1/2	11'-3"
14	11'-8"
15	12'-6"
15-1/8	12'-8"
16	13'-4"
16-1/2	13'-9"
17-7/8	14'-11"
18	15'-0"
19-1/4	16'-1"
19-1/2	16'-3"
20	16'-8"
20-5/8	17'-3"
21	17'-6"
22	18'-4"
22-1/2	18'-9"
23-3/8	19'-6"
24	20'-0"

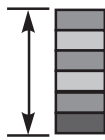
Dimensional Tolerances

All Allowable Tolerances shown below are at time of manufacture per ANSI A190.1.

Width: Plus or minus 1/16" of the specified width.

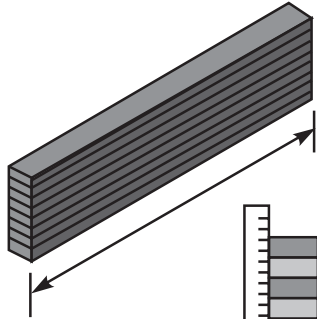


Depth: Plus 1/8" per foot of depth. Minus 3/16" or 1/16" per foot of depth, whichever is larger.



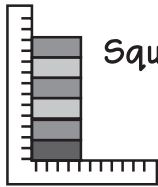
Length:

Plus or minus 1/16" up to 20 feet. Plus or minus 1/16" per 20 feet of the specified length, except where length dimensions are not specified or critical.

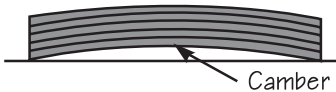


Squareness:

The cross section of all glued laminated structural members shall be square within plus or minus 1/8" per foot of specified depth of the member, unless a specially shaped member is specified.

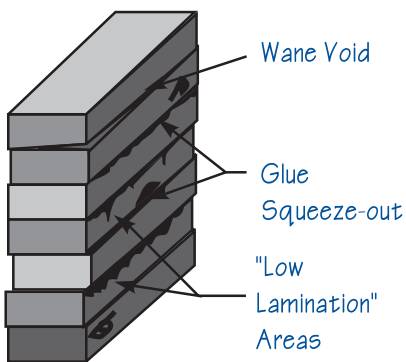


Camber:



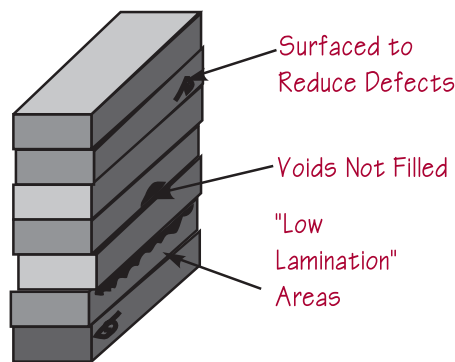
The tolerances are applicable at the time of manufacture without allowance for dead load deflection. Plus or minus 1/4" up to 20 feet. Over 20 feet increase tolerance 1/8" per each additional 20 feet not to exceed 3/4".

Glulam Appearance Grades



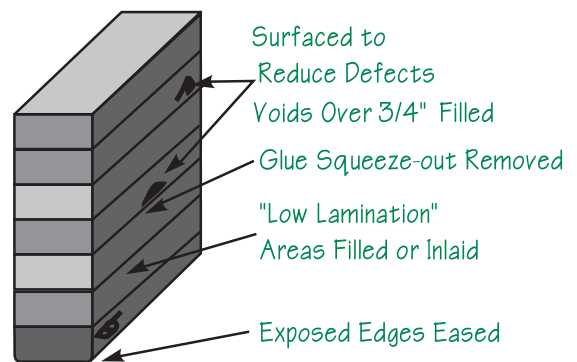
Framing Appearance

- Laminations may possess the natural growth characteristics of the lumber grade.
- No voids or low laminations are filled.
- Members have a "Hit and Miss" (more miss) appearance.
- Glue smear is allowed.
- Most common widths are 3 1/2" and 5 1/2"



Industrial Appearance

- Laminations may possess the natural growth characteristics of the lumber grade.
- No voids or low laminations are filled.
- Members are surfaced in accordance with APA industrial finish standards.

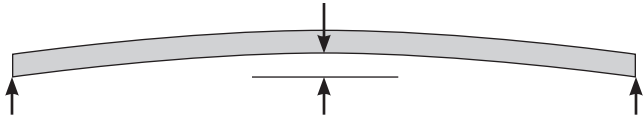


Architectural Appearance

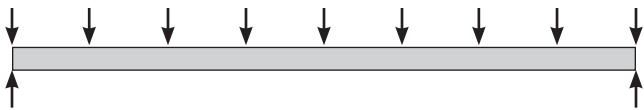
- Laminations may possess the natural growth characteristics of the lumber grade.
- Voids larger than 3/4" are filled with putty.
- Exposed faces are surfaced and low laminations are repaired.
- Exposed edges are eased.

Standard Radius or Curvature (feet)

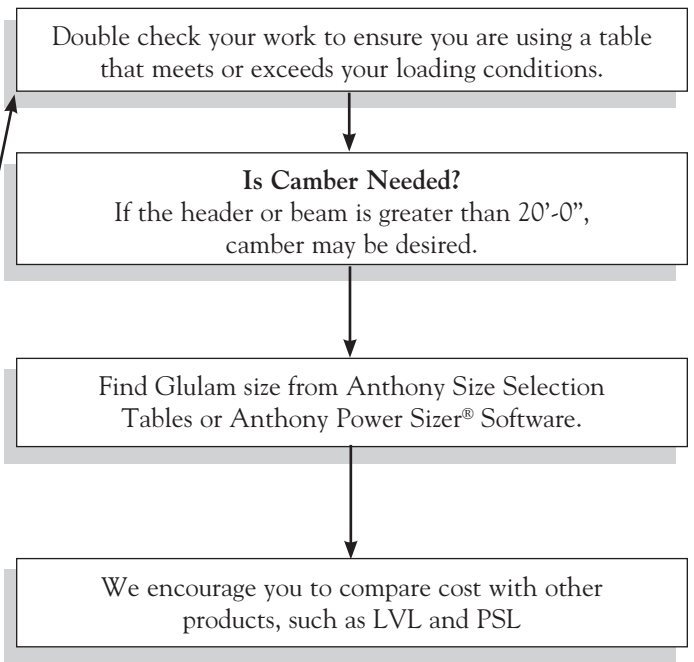
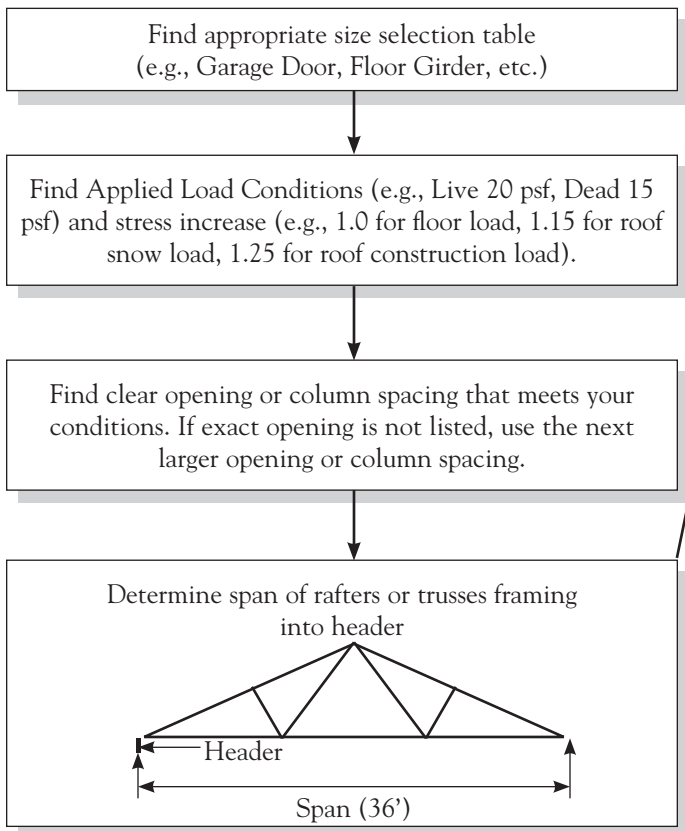
Camber is the amount of bend or curvature which can be built into a Glulam to offset anticipated deflection or to compensate for dead load deflection. This is important for longer spans where other non-cambered engineered wood products may sag after loads are applied. Anthony Forest's standard radius is 2000'. Built-in camber will reduce ponding on flat roofs and eliminate unsightly appearance of deflection under load. Glulam is also offered non-cambered.



Camber Before Installation



Camber After Installation With Roof and Wall Loads Applied
Without camber, a beam or header may sag after loads are applied.



Camber is the amount of bend or curvature which can be built into a Glulam beam to offset anticipated deflection or to compensate for dead load deflection.

Example: a 2000' Anthony Glulam beam at 12' allows 1/8" camber

		LENGTH							
		10	12	14	16	18	20	22	24
2000' Radius	1/8"	1/8"	1/8"	1/8"	1/4"	1/4"	1/4"	3/8"	3/8"
	26	28	30	32	34	36	38	40	
	1/2"	5/8"	5/8"	3/4"	7/8"	1"	1 3/8"	1 1/4"	
	42	44	46	48	50	52	54	56	
	1 3/8"	1 1/2"	1 5/8"	1 3/4"	1 7/8"	2"	2 1/4"	1 3/8"	
	58	60							
	2 1/2"	2 3/4"							

Engineered Timbers

...offer versatility, economy, strength, and durability

Versatility

Anthony glued laminated timber has a proven track record of reliability for a variety of structural applications. Exposed beams offer a dramatic design element, yet provide an unusual sense of softness, natural charm, and inviting warmth.

At the same time, engineered timber construction provides an exceptionally high level of safety, durability, and cost efficiency. Kiln-dried Anthony Glulam offers a strong, workable long span performance capability unmatched by any other building material.

Cost Effective/Energy Efficient

Anthony Glulam is surprisingly economical as compared to the higher cost composites or steel. Glulam has a high strength to weight ratio and is sized to fit all system-type framing applications. One piece construction reduces building time and cost, and Glulam can be trimmed to fit on the job site.

The energy efficiency of engineered timber can provide additional savings to the property owner. The natural thermal and insulating qualities of laminated wood can be combined with thermally efficient insulation materials to keep heat loss at a minimum.

Strong, Durable, Fire Safe, and Stable

Throughout history, wood has been a durable building material, assuming proper principles of design, construction, and maintenance are followed. Anthony Glulam provides an even higher degree of proven quality manufacturing.

Both the 2400F and 3000F Power Beam exhibit property characteristics superior to solid sawn wood. Extra precautions are taken to ensure all laminations are kiln-dried to a maximum 15% moisture content. The end product results in a beam member with an exceptional level of dimensional stability, virtually eliminating checking, twisting, warping, and shrinkage.

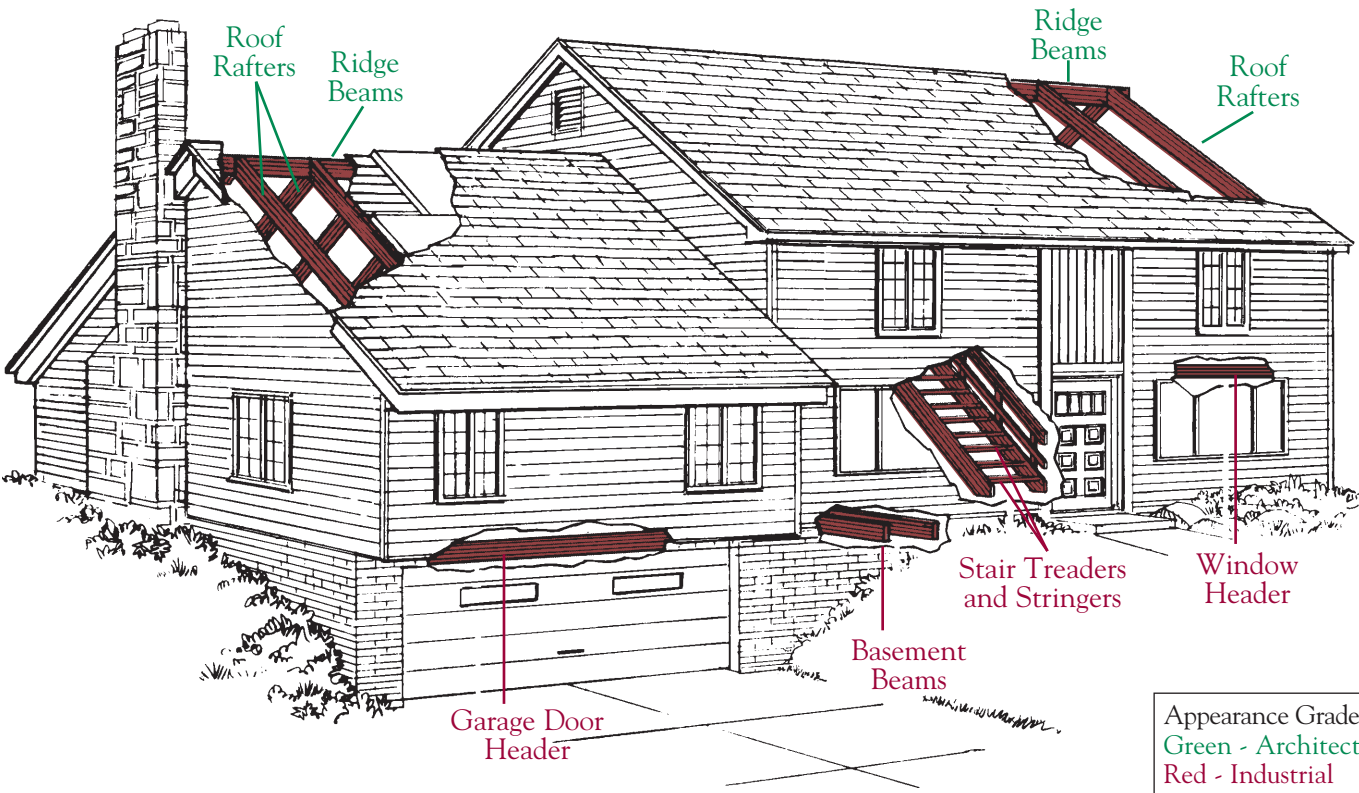
High resilience allows Glulam to absorb shocks that could rupture alternative building materials like concrete or steel. Glulam is also ideal for use in areas subject to high winds or earthquake damage. Glulam has excellent fire-resistive qualities. The performance of Glulam under fire conditions is markedly superior to most unprotected non-combustible materials.

Readily Available


Anthony Glulam is readily available through a network of stocking distributors throughout the country. Glulam is offered in specified lengths up to 60' in industrial, architectural, and framing grades. All beams are either bundled or individually wrapped with water-resistant paper. Beams are squared-end trimmed and manufactured with camber or no-camber. Beams are wax sealed for improved protection.

Computer Software

Anthony Forest offers a Power Sizer[®] software for fast and accurate sizing of most beam applications.



Handling and Storage



Anthony Glulam should be stored and handled in accordance with the following guidelines to maximize performance and to minimize necessary field adjustments.

- Protect the glulam products from direct exposure to weather conditions (i.e. sun, wind, rain, snow) by storing under cover or by leaving the paper wrap intact until they are installed in place.
- Store on stickers or racks above ground moisture and in orderly stacks at heights that may be handled safely.
- Use care in moving and storing with forklifts to prevent damage with forks.
- To minimize checking, seal ends of beams after trimming or cutting.
- Do not install damaged glulam. Notify Anthony Forest Products Company or your local distributor for assistance.
- Once beams are installed, remove protective wrap. Allow them to gradually season and adjust to the temperature and moisture conditions of the structure.
- Do not directly expose glulam members to rapid changes in moisture and temperature, typical of temporary heating units. Such exposure may result in excessive surface checking.

In the field glulam is subject to humidity and moisture that can affect critical size tolerance and appearance. To maintain the dimensional stability and minimize checking of beams, each beam is surface sealed with a special protective wax emulsion coating for wood.

Our sealers are environmentally friendly, water-based products that help to stabilize the moisture content of wood. Not only does the seal protect the glulams from environmental moisture, but it allows the glulam to adjust to the environment slowly.



Arkansas Laminating Plant



Lam Stock Lumber



Anthony Glulam Readily Available

Lion's Club Golf Course Club House

SOFTWARE

All Power Products®, like Anthony Glulam, can be sized for loading and spans using our free Power Sizer® software downloadable from our website or from the load tables on pages 5 - 25. For sizes not shown in this brochure, use our Power Sizer® software.

TECHNICAL SUPPORT

If you need technical assistance, a skilled member of the Anthony EWP Team can be reached at **800.221.2326**, **870-862-3414** or at **info@anthonyforest.com**.

WARRANTY

Anthony Power Products® are warranted for the life of the structure against defects in materials and workmanship. We guarantee prompt and courteous customer service. For a detailed copy of our limited warranty, call us at **800.221.2326** or visit our website at **www.anthonyforest.com** to download a copy.



POWER PRODUCTS® FAMILY

Power Beam®

Power Pine®

Power Joist®

Power Header®

PRG®

Power Sizer® Software

Power Preserved Glulam® Beams and Columns



Tomorrow's Engineered Wood - Today™

Distributed by:



Anthony Forest
Span Calculator



Follow Us On
Facebook!



Anthony Forest
Products Website



Smart Phone
App Icon



Certified Building Products

Power Beam® ▲ Power Column® ▲ Power Pine® ▲ Power Joist® ▲ Power Preserved Glulam®

309 North Washington ▲ El Dorado, AR 71730 ▲ 800.221.2326 ▲ www.anthonyforest.com